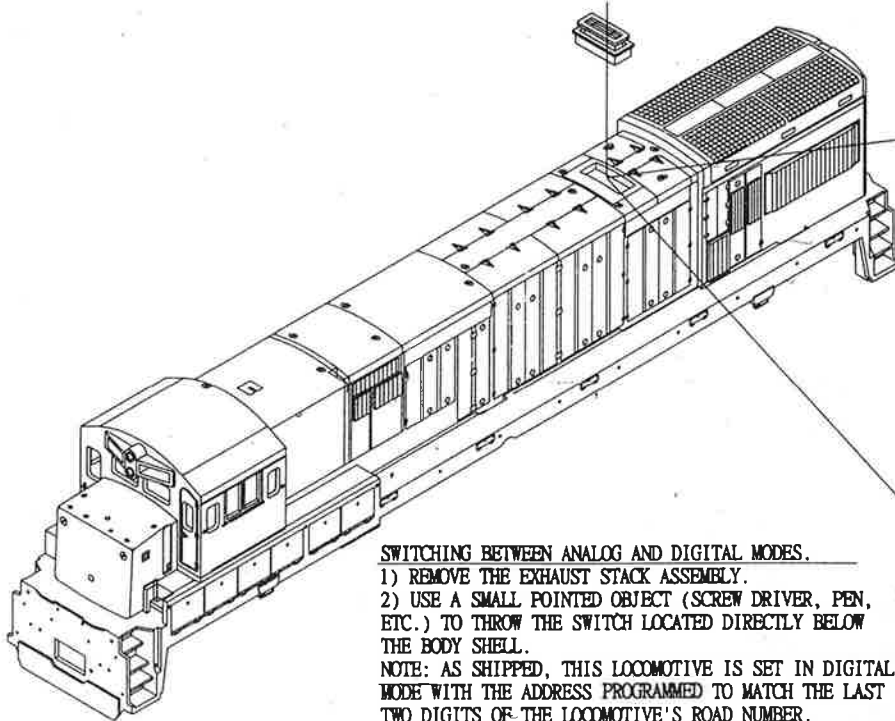


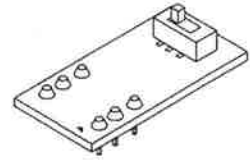
HO U30C DUAL-MODE® DECODER INSTRUCTION SHEET



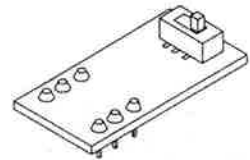
SWITCHING BETWEEN ANALOG AND DIGITAL MODES.

- 1) REMOVE THE EXHAUST STACK ASSEMBLY.
- 2) USE A SMALL POINTED OBJECT (SCREW DRIVER, PEN, ETC.) TO THROW THE SWITCH LOCATED DIRECTLY BELOW THE BODY SHELL.

NOTE: AS SHIPPED, THIS LOCOMOTIVE IS SET IN DIGITAL MODE WITH THE ADDRESS PROGRAMMED TO MATCH THE LAST TWO DIGITS OF THE LOCOMOTIVE'S ROAD NUMBER.



DIGITAL MODE



ANALOG MODE



ATLAS MODEL RAILROAD CO., Inc. • 378 FLORENCE AVENUE • HILLSIDE, NJ • 07205
www.atlasrr.com

1173-PI03