

PRE-ORDER DUE DATE: WEDNESDAY JANUARY 7TH, 2026
CONSUMER EDITION



WINTER 2025/2026 HO & N SCALE CATALOG

Atlas Pre-Order Announcements



**Don't miss out on the *ALL NEW*
Atlas Master® N 73' Center Partition Car
pages**



(shown with separate sale
wrapped lumber load)



PRE-ORDER ANNOUNCEMENTS - FALL/WINTER 2025

PRE-ORDER DUE DATE: WEDNESDAY JANUARY 7TH 2026

November 2025

Dear Model Railroader,

Welcome to the Atlas Winter 2025/2026 HO & N Scale Catalog. We're proud to bring you all new announcements from our Master and Trainman lines. We hope that whether you are a dedicated Atlas follower or a new fan, that you continue to make us a part of the tradition of fantastic model railroading!

The ASMC is the basis of the distinctive Atlas Pre-Order system. Before the Research & Development department gives the final go ahead for production, Atlas announces to its customers the products we are preparing to make. This announcement comes in the form of the ASMC that provides our customers with the opportunity to arrange pre-orders for their preferred products.

This edition of our catalog includes announcements of prototypical N and HO locomotives including SD-24/26 and S-4 Locomotives. We're also announcing plenty of prototype accurate rolling stock including N & HO scale FMC 5077 Single Door Box Cars, 73' Center Partition Cars, 3560 Covered Hoppers, Trash Flats with Containers and more. In addition to our selection of prototypically accurate paint schemes, Atlas is proud to offer a special line up of limited-edition Commemorative themed 250th Birthday America models. You'll find these throughout this and upcoming catalogs in 2026.

While on the Atlas website, shop.atlasrr.com, be sure to peruse the "New Arrivals" pages to see what has recently arrived on Authorized Dealer shelves, or the In-Stock pages to see what is readily available from Atlas. Need to do some track work? Atlas has all the pieces you need - from straights to switches and everything in between! Atlas can also help outfit you with a full layout package - check out shop.atlasrr.com for more information. We also offer a full line of instructional guides if you're looking to start fresh with a brand new layout! For a complete listing of our books, visit our website or inquire at your local hobby shop. For assistance finding an Atlas Authorized Dealer near you, use our handy Dealer locator at: <https://shop.atlasrr.com/storelocator.aspx>.

Don't miss out on all of the latest Atlas news, announcements, special offers and more. You can ensure that you receive the latest Atlas news delivered to your inbox by visiting shop.atlasrr.com and signing up for our email newsletter - the Atlas Insider .

Thank you for your interest and enthusiasm in the exceptional multi-scale product offerings produced by Atlas Model Railroad Company.

Happy Modeling & Happy Holidays,
Ross Medine, Sales Manager

Products bearing American Refrigerator Transit; Chicago & Eastern Illinois (C&EI); Chicago and North Western Railway Company (CNW); The Denver & Rio Grande Western Railroad Company (D&RGW); Katy; Missouri-Kansas-Texas Railroad Company (MKT); Missouri Pacific (MP); Pacific Fruit Express (PFE); Southern Pacific (SP); St. Louis Southwestern Railway Company (SSW); Cotton Belt; Texas & Pacific (T&P); Union Pacific (UP); Union Pacific Fruit Express (UPFE); Western Pacific (WP) marks are made under trademark license from Union Pacific Railroad Company.

Atlas Model Railroad Co., Inc. • 378 Florence Ave., Hillside, NJ 07205 • USA • ph: 908-687-0880 • fax: 908-687-8857 • shop.atlasrr.com



PRE-ORDER DUE DATE: WEDNESDAY JANUARY 7TH 2026

TABLE OF CONTENTS

ANNOUNCEMENTS

PAGE #

N SCALE PRE-ORDER ANNOUNCEMENTS

ATLAS MASTER® N SD-24/26 LOCOMOTIVE - New Paint Schemes & New Road Numbers	pgs.6-11
ATLAS MASTER® N ALCO S-4 LOCOMOTIVE - All New Paint Schemes	pgs.12-15
ATLAS TRAINMAN® N GP15-1 LOCOMOTIVE - All New Paint Schemes	pgs.16-19
ATLAS MASTER® N FMC 5077 SINGLE DOOR BOX CAR - New Paint Schemes & New Road Numbers	pgs.20-21
ATLAS MASTER® N DIFCO DUMP CAR - New Paint Schemes & New Road Numbers	pgs.22-23
ATLAS MASTER® N 53' EVANS DOUBLE PLUG DOOR BOX CAR - New Paint Schemes & New Road Numbers	pgs.24-25
ATLAS MASTER® N 73' CENTER PARTITION CAR & SEPARATE SALE LOADS - New Model, All New Tooling	pgs.26-29
ATLAS TRAINMAN® N 3560 COVERED HOPPER - New Paint Schemes & New Road Numbers	pgs.30-31
ATLAS TRAINMAN® N 85' TRASH FLAT CAR WITH MSW CONTAINERS - New Paint Schemes & New Road Numbers	pgs.32-33
ATLAS TRAINMAN® N 20' HIGH-CUBE MSW CONTAINERS - New Paint Schemes & New Road Numbers	pgs.34-35

HO SCALE PRE-ORDER ANNOUNCEMENTS

ATLAS MASTER® HO SD-24/26 LOCOMOTIVE - New Paint Schemes & New Road Numbers	pgs.40-45
ATLAS MASTER® HO ALCO S-4 LOCOMOTIVE - New Paint Schemes, New Road Numbers and Back By Popular Demand	pgs.46-49
ATLAS CLASSIC® HO RS-3/RSD-4/5 LOCOMOTIVE - New Paint Schemes & New Road Numbers	pgs.50-53
ATLAS MASTER® HO FMC 5077 SINGLE DOOR BOX CAR - New Paint Schemes & New Road Numbers	pgs.54-55
ATLAS MASTER® HO 53' EVANS DOUBLE PLUG DOOR BOX CAR - New Paint Schemes & New Road Numbers	pgs.56-57
ATLAS MASTER® HO 73' CENTER PARTITION CAR - New Paint Schemes & New Road Numbers	pgs.58-61
ATLAS MASTER® HO 50' POSTWAR SINGLE DOOR BOX CAR - New Paint Schemes	pgs.62-63
ATLAS TRAINMAN® HO 3560 COVERED HOPPER - New Paint Schemes & New Road Numbers	pgs.64-65
ATLAS TRAINMAN® HO 85' TRASH FLAT CAR WITH MSW CONTAINERS - New Paint Schemes & New Road Numbers	pgs.66-67
ATLAS TRAINMAN® HO 20' HIGH-CUBE MSW CONTAINERS - New Paint Schemes & New Road Numbers	pgs.68-69

ALL SCALE ANNOUNCEMENTS

ATLAS SWITCH ACCESSORY MODULE NEW	pg.70
---	-------

New Catalog Features:

- **New Paint Scheme Index on pages 4-5**

Check out this quick reference to help you find all the brand new paint schemes being announced in this catalog!

- **A Detailed Look Behind the Paint Scheme on pages 36-39**

This new feature gives you an in-depth look at a few select paint schemes offered on models from this catalog!

Atlas Catalog-Tariff Based Pricing Notice - The prices shown in this catalog are based on the current U.S. tariff rate of 30% on imports from China. Should this rate change prior to product arrival, final pricing may be adjusted—either upward or downward—based on the tariff rate in effect at the time of importation. Atlas understands that evolving tariffs affect every part of the supply chain—from production and logistics to wholesale and retail pricing. We are committed to minimizing those effects whenever possible, including absorbing increased costs where feasible to support long-term relationships and preserve market stability. We encourage all customers—dealers, distributors, and consumers—to continue placing orders and pre-orders knowing that Atlas is actively managing the impact of tariff changes. For updates on trade policy and industry advocacy, visit the Hobby Industry Coalition at hobbycoalition.org, an initiative proudly supported by Atlas.

To Order, Please Contact Your Authorized Atlas Dealer

All prices are in US dollars. Prices and dates are subject to change without notice. Atlas reserves the right to correct errors, change prices and modify designs without notice.

Any product pricing errors and updates may be corrected at any time through notification of distributors, dealers and consumers on our website: shop.atlasrr.com.

© 2025 Atlas Model Railroad Co., Inc.

Atlas Model Railroad Co., Inc. • 378 Florence Ave., Hillside, NJ 07205 • USA • ph: 908-687-0880 • fax: 908-687-8857 • shop.atlasrr.com



NEW PAINT SCHEMES and NEW MODEL INDEX

Your Guide to Every New Paint Scheme in this Catalog!

<i>Model</i>	<i>New Paint Schemes</i>	<i>Page #</i>
Master N & HO SD-24/26	Illinois Central Gulf, Precision National, Wisconsin Central, Duluth, Missabe & Iron Range, Springfield Terminal, Santa Fe Bicentennial	6-11(N), 40-45(HO)



Illinois Central Gulf

<i>Model</i>	<i>New Paint Schemes</i>	<i>Page #</i>
Master N ALCO S-4	Canadian National, Chessie System (B&O)*, Maine Central, Milwaukee Road, Morristown & Erie, Norfolk & Western, Union Pacific, Western Pacific	12-15



Canadian National

<i>Model</i>	<i>New Paint Schemes</i>	<i>Page #</i>
Trainman N GP-15	Carolina Coastal Railway, Cincinnati Eastern, Florida Central, Housatonic, Morristown & Erie, Prairie Lines	16-19



Carolina Coastal Railway

<i>Model</i>	<i>New Paint Schemes</i>	<i>Page #</i>
Master N & HO FMC 5077 Single Door Box Car	Delaware Lackawanna, RF&P, Southern, So. Pacific, Vermont Rwy, Atlantic & Western	20-21(N), 54-55(HO)



Delaware Lackawanna

<i>Model</i>	<i>New Paint Schemes</i>	<i>Page #</i>
Master N DIFCO Dump Car	ATSF, Helm Leasing, Southern, Union Pacific	22-23



Helm Leasing

<i>Model</i>	<i>New Paint Schemes</i>	<i>Page #</i>
Master N & HO 53' Evans Double Plug Door Box Car	Chicago Northwestern, Illinois Central Gulf, USLX Cyprus, USLX Quinault Pacific, USLX St Regis, USLX Tropicana, USLX Wilkes Agriculture	24-25(N), 56-57(HO)



Chicago Northwestern

*CSX Licensed Product

NEW PAINT SCHEMES and NEW MODEL INDEX

Your Guide to Every New Paint Scheme in this Catalog!

Model	New Paint Schemes on New Model	Page #
Master N 73' Center Partition Car	Atlantic & Western, BNSF (H1), Canadian National, Canadian Pacific, Norfolk Southern, TTX (As Delivered), Union Pacific, Willamette and Pacific Railroad	26-29



Atlantic & Western

Model	New Paint Schemes	Page #
Trainman N & HO 3560 Covered Hopper	IMCX, Rail Logistics, Riverport Railroad, Union Carbide	30-31(N), 64-65(HO)



Riverport Railroad

Model	New Paint Schemes	Page #
Trainman N & HO 85' Trash Flat & Containers	Flats: ECDC Logistics, USA Waste Containers: NWSX, Interstate Waste Service	32-35(N), 66-69(HO)



USA Waste

Model	New Paint Schemes	Page #
Master HO ALCO S-4	Canadian National, Bessemer & Lake Erie, Erie Lackawanna, Green Mountain, Monongahela Connecting RR Bicentennial, US Steel	46-49



Erie Lackawanna

Model	New Paint Schemes	Page #
Master HO RS-3/RSD-4/5	Delaware Otsego, Ferrocarriles Unidos del Sureste, St. Johnsbury & Lamoille, Tennessee Central, Black River & Western, Ohio Central*, Southern Pacific, Utah Rwy.	50-53



Delaware Otsego

Model	New Paint Schemes	Page #
Master HO 73' Center Partition Car	Albany & Eastern, British Columbia Railway, Duluth, Winnipeg & Pacific, GE Capital Rail Services, Hampton Capital	58-61



Albany & Eastern

Model	New Paint Schemes	Page #
Master HO 50' Postwar Single Door Box Car	Alaska, Conrail, Illinois Central Gulf, Santa Fe	62-63



Alaska



ATLAS MASTER® N SD-24 LOCOMOTIVE

View this model in our online store: <https://shop.atlasrr.com/d-746-2025-fall-winter-n-scale.aspx>

**GOLD MODELS:
SOUND-EQUIPPED****

**NEW
PAINT
SCHEMES**


**SILVER MODELS:
SOUND READY*****



Illinois Central Gulf (ex-SOU)



Precision National (ex-SOU)



Wisconsin Central (ex-FRV)



****Gold Models
with ESU Sound**



**Silver
Sound Ready™**

Wired speaker and enclosure included
for easy conversion to sound.

*****Silver Sound Ready™**

Atlas Silver Sound Ready models are equipped with a speaker for easy conversion to
sound with the addition of a decoder.



PRE-ORDER ANNOUNCEMENTS - FALL/WINTER 2025

PRE-ORDER DUE DATE: WEDNESDAY JANUARY 7TH 2026



ATLAS MASTER[®] N SD-24 LOCOMOTIVE

View this model in our online store: <https://shop.atlasrr.com/d-746-2025-fall-winter-n-scale.aspx>

**GOLD MODELS:
SOUND-EQUIPPED****



**SILVER MODELS:
SOUND READY*****


NEW LIMITED EDITION COLLECTORS SERIES PAINT SCHEME

Atlas' Limited Edition Collectors' Series paint schemes will be run one time only!



Duluth, Missabe and Iron Range (demonstrator)

**NEW
ROAD
NUMBERS**



Union Pacific (Dependable Transportation)



Burlington Northern



****Gold Models
with ESU Sound**



**Silver
Sound Ready™**

Wired speaker and enclosure included
for easy conversion to sound.

*****Silver Sound Ready™**

Atlas Silver Sound Ready models are equipped with a speaker for easy conversion to sound with the addition of a decoder.



ATLAS MASTER® N SD-26 LOCOMOTIVE

View this model in our online store: <https://shop.atlasrr.com/d-746-2025-fall-winter-n-scale.aspx>


**GOLD MODELS:
SOUND-EQUIPPED****

**NEW
PAINT
SCHEMES**

**SILVER MODELS:
SOUND READY*****



Springfield Terminal (SF Patch)



Santa Fe Bicentennial†



****Gold Models
with ESU Sound**



**Silver
Sound Ready™**

Wired speaker and enclosure included
for easy conversion to sound.

*****Silver Sound Ready™**

Atlas Silver Sound Ready models are equipped with a speaker for easy conversion to
sound with the addition of a decoder.

†Alternate History Paint Scheme



ATLAS MASTER® N SD-26 LOCOMOTIVE

View this model in our online store: <https://shop.atlasrr.com/d-746-2025-fall-winter-n-scale.aspx>

**GOLD MODELS:
SOUND-EQUIPPED****

**NEW
ROAD
NUMBERS**

**SILVER MODELS:
SOUND READY*****



Santa Fe

In 1958, EMD released their first locomotive equipped with a turbocharger, the 6-axle SD24. Realizing 2400 horsepower from the venerable 16 cylinder 567D3, the SD24 produced 33 percent higher power than the Roots-blower equipped SD18, and was able to maintain this power output at all altitudes, which a standard blower-equipped locomotive could not do. This factor appealed greatly to the mountainous western railroads, with Santa Fe and Union Pacific purchasing the majority of units produced. The SD24 was also one of the first locomotives to feature a "low nose" short hood, which greatly improved visibility for freight and general road operations, although the high hood variants were still produced and purchased by the Southern and Chicago, Burlington, and Quincy railroads as original owners.

In 1973, the Santa Fe began a program to rebuild its fleet of 80 SD24s by replacing the aging 567 prime mover with the more modern EMD 645 (thus increasing the horsepower rating from 2400 to 2625) and upgrading the entire electrical system, along with other improvements. These locomotives were in service through 1986 on the Santa Fe, when the majority were sold to Guilford Rail Systems. The last was scrapped in 2012.

The Atlas SD24 / 26 features accurate body and lighting configurations for each of the major high and low hood variations, as well as roadname-specific details and paint schemes.



****Gold Models
with ESU Sound**



**Silver
Sound Ready™**

Wired speaker and enclosure included
for easy conversion to sound.

*****Silver Sound Ready™**

Atlas Silver Sound Ready models are equipped with a speaker for easy conversion to sound with the addition of a decoder.



PRE-ORDER ANNOUNCEMENTS - FALL/WINTER 2025

PRE-ORDER DUE DATE: WEDNESDAY JANUARY 7TH 2026



ATLAS MASTER® N SD-24/26 LOCOMOTIVE

View this model in our online store: <https://shop.atlasrr.com/d-746-2025-fall-winter-n-scale.aspx>

ESTIMATED ARRIVAL: 4th Quarter 2026

ORDER IN PIECES	SILVER ITEM	ROAD NAME	ROAD #	COLOR	MSRP/ UNIT
SD-24 HIGH HOOD - NEW PAINT SCHEMES					
	40 006 293	Illinois Central Gulf (ex-SOU)	6304	Black/Imitation Aluminum/Gold/White	\$154.95
	40 006 294	Illinois Central Gulf (ex-SOU)	6315	Black/Imitation Aluminum/Gold/White	\$154.95
	40 006 295	Illinois Central Gulf (ex-SOU)	6324	Black/Imitation Aluminum/Gold/White	\$154.95
	40 006 296	Precision National (ex-SOU)	6320R	Black/Imitation Aluminum/Gold/White	\$154.95
	40 006 297	Precision National (ex-SOU)	6330L	Black/Imitation Aluminum/Gold/White	\$154.95
	40 006 298	Precision National (ex-SOU)	6340K	Black/Imitation Aluminum/Gold/White	\$154.95
	40 006 299	Wisconsin Central (ex-FRV)	2401	Maroon/Yellow	\$154.95
	40 006 300	Wisconsin Central (ex-FRV)	2402	Maroon/Yellow	\$154.95
LIMITED EDITION COLLECTORS SERIES PAINT SCHEME - SD 24 HIGH HOOD					
	40 006 301	Duluth, Missabe and Iron Range (demonstrator) (w/ ditch lights)	5579	Maroon/Yellow	\$154.95
SD-24 LOW NOSE - NEW ROAD NUMBERS					
	40 006 302	Union Pacific (Dependable Transportation)	400	Yellow/Gray/Red	\$154.95
	40 006 303	Union Pacific (Dependable Transportation)	407	Yellow/Gray/Red	\$154.95
	40 006 304	Union Pacific (Dependable Transportation)	446	Yellow/Gray/Red	\$154.95
SD-24 HIGH NOSE - NEW ROAD NUMBERS					
	40 006 305	Burlington Northern	6243	Green/Black/White	\$154.95
	40 006 306	Burlington Northern	6247	Green/Black/White	\$154.95
	40 006 307	Burlington Northern	6251	Green/Black/White	\$154.95
SD-26 - NEW PAINT SCHEMES					
	40 006 308	Springfield Terminal (2-piece window) SF patch	4667	Blue/Yellow	\$154.95
	40 006 309	Springfield Terminal (2-piece window) SF patch	4669	Blue/Yellow	\$154.95
	40 006 310	Springfield Terminal (2-piece window) SF patch	4673	Blue/Yellow	\$154.95
SD-26 - NEW ROAD NUMBERS					
	40 006 311	Santa Fe (1-piece window)	4656	Blue/Yellow	\$154.95
	40 006 312	Santa Fe (1-piece window)	4674	Blue/Yellow	\$154.95
	40 006 313	Santa Fe (1-piece window)	4678	Blue/Yellow	\$154.95
SD-26 - NEW PAINT SCHEME					
	40 006 314	Santa Fe Bicentennial† (1-piece window)	4672	Red/White/Blue	\$154.95
TOTAL PIECES ORDERED					

Features:

- Separately applied details
- Accurate paint schemes
- Directional lighting
- Blackened metal wheels
- Knuckle couplers
- Atlas Master® Gold version features ESU LokSound Decoder

†Alternate History
Paint Scheme

*CSX Licensed Product



Silver
Sound Ready™

**Silver Sound Ready™

Atlas Silver Sound Ready models are equipped with a speaker for easy conversion to sound with the addition of a decoder.



PRE-ORDER ANNOUNCEMENTS - FALL/WINTER 2025

PRE-ORDER DUE DATE: WEDNESDAY JANUARY 7TH 2026



ATLAS MASTER® N SD-24/26 LOCOMOTIVE

View this model in our online store: <https://shop.atlasrr.com/d-746-2025-fall-winter-n-scale.aspx>

ESTIMATED ARRIVAL: 4th Quarter 2026

ORDER IN PIECES	GOLD ITEM	ROAD NAME	ROAD #	COLOR	MSRP/ UNIT
SD-24 HIGH HOOD - NEW PAINT SCHEMES					
	40 006 315	Illinois Central Gulf (ex-SOU)	6304	Black/Imitation Aluminum/Gold/White	\$274.95
	40 006 316	Illinois Central Gulf (ex-SOU)	6315	Black/Imitation Aluminum/Gold/White	\$274.95
	40 006 317	Illinois Central Gulf (ex-SOU)	6324	Black/Imitation Aluminum/Gold/White	\$274.95
	40 006 318	Precision National (ex-SOU)	6320R	Black/Imitation Aluminum/Gold/White	\$274.95
	40 006 319	Precision National (ex-SOU)	6330L	Black/Imitation Aluminum/Gold/White	\$274.95
	40 006 320	Precision National (ex-SOU)	6340K	Black/Imitation Aluminum/Gold/White	\$274.95
	40 006 321	Wisconsin Central (ex-FRV)	2401	Maroon/Yellow	\$274.95
	40 006 322	Wisconsin Central (ex-FRV)	2402	Maroon/Yellow	\$274.95
LIMITED EDITION COLLECTORS SERIES PAINT SCHEME - SD 24 HIGH HOOD					
	40 006 323	Duluth, Missabe and Iron Range (demonstrator) (w/ ditch lights)	5579	Maroon/Yellow	\$274.95
SD-24 LOW NOSE - NEW ROAD NUMBERS					
	40 006 324	Union Pacific (Dependable Transportation)	400	Yellow/Gray/Red	\$274.95
	40 006 325	Union Pacific (Dependable Transportation)	407	Yellow/Gray/Red	\$274.95
	40 006 326	Union Pacific (Dependable Transportation)	446	Yellow/Gray/Red	\$274.95
SD-24 HIGH NOSE - NEW ROAD NUMBERS					
	40 006 327	Burlington Northern	6243	Green/Black/White	\$274.95
	40 006 328	Burlington Northern	6247	Green/Black/White	\$274.95
	40 006 329	Burlington Northern	6251	Green/Black/White	\$274.95
SD-26 - NEW PAINT SCHEMES					
	40 006 330	Springfield Terminal (2-piece window) SF patch	4667	Blue/Yellow	\$274.95
	40 006 331	Springfield Terminal (2-piece window) SF patch	4669	Blue/Yellow	\$274.95
	40 006 332	Springfield Terminal (2-piece window) SF patch	4673	Blue/Yellow	\$274.95
SD-26 - NEW ROAD NUMBERS					
	40 006 333	Santa Fe (1-piece window)	4656	Blue/Yellow	\$274.95
	40 006 334	Santa Fe (1-piece window)	4674	Blue/Yellow	\$274.95
	40 006 335	Santa Fe (1-piece window)	4678	Blue/Yellow	\$274.95
SD-26 - NEW PAINT SCHEME					
	40 006 336	Santa Fe Bicentennial† (1-piece window)	4672	Red/White/Blue	\$274.95
TOTAL PIECES ORDERED					

†Alternate History Paint Scheme

DCC Operation Features GOLD LOCOMOTIVES ONLY)

- Supports all DCC-programming modes
- DCC includes RailCom and RailComPlus, with 14, 28 or 128 speed steps and with 2-digit and 4-digit addressing.
- Flexible mapping of function keys F0 to F28.
- A total of 6 DCC function outputs are available, and all can be function mapped (disable, brightness, light effects) individually
- Follows all NMRA DCC standards and recommended practices.



****Gold Models
with ESU Sound**

ESU LokSound Features (GOLD LOCOMOTIVES ONLY):

- Over 20 sound effects are available, including engine start-up and shutdown, prime mover sounds through all eight notches, bell, air horn, air compressor, dynamic brakes and more.
- There are up to 16 user-selectable horns, 2 user-selectable bells, and 2 user-selectable synchronized brake squeals.
- Manual and Automatic Notching modes with the ability to change modes "on the fly" are provided for true realism.

Atlas Model Railroad Co., Inc. • 378 Florence Ave., Hillside, NJ 07205 • USA • ph: 908-687-0880 • fax: 908-687-8857 • shop.atlasrr.com



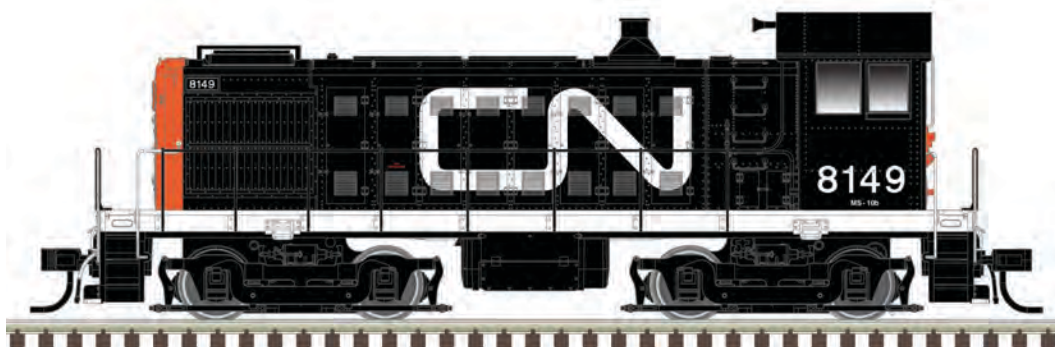
ATLAS MASTER® N ALCO S-4 LOCOMOTIVE

View this model in our online store: <https://shop.atlasrr.com/d-746-2025-fall-winter-n-scale.aspx>

**SILVER MODELS:
SOUND READY*****

**ALL NEW
PAINT
SCHEMES**

**GOLD MODELS:
SOUND-EQUIPPED****



Canadian National



Chessie System (B&O)*



Maine Central



**Silver
Sound Ready™**

Wired speaker and enclosure included
for easy conversion to sound.

*****Silver Sound Ready™**

Atlas Silver Sound Ready models are equipped with a speaker for easy
conversion to sound with the addition of a decoder.

**CSX Licensed Product*



****Gold Models
with ESU Sound**



PRE-ORDER ANNOUNCEMENTS - FALL/WINTER 2025

PRE-ORDER DUE DATE: WEDNESDAY JANUARY 7TH 2026




ATLAS MASTER® N ALCO S-4 LOCOMOTIVE

View this model in our online store: <https://shop.atlasrr.com/d-746-2025-fall-winter-n-scale.aspx>


**SILVER MODELS:
SOUND READY*****

**ALL NEW
PAINT
SCHEMES**

**GOLD MODELS:
SOUND-EQUIPPED****




Milwaukee Road



Morristown & Erie



Norfolk & Western



Union Pacific



Western Pacific



**Silver
Sound Ready™**

Wired speaker and enclosure included
for easy conversion to sound.

***Silver Sound Ready™

Atlas Silver Sound Ready models are equipped with a speaker for easy
conversion to sound with the addition of a decoder.

**CSX Licensed Product*



****Gold Models
with ESU Sound**

Atlas Model Railroad Co., Inc. • 378 Florence Ave., Hillside, NJ 07205 • USA • ph: 908-687-0880 • fax: 908-687-8857 • shop.atlasrr.com



PRE-ORDER ANNOUNCEMENTS - FALL/WINTER 2025

PRE-ORDER DUE DATE: WEDNESDAY JANUARY 7TH 2026



ATLAS MASTER® N ALCO S-4 LOCOMOTIVE

View this model in our online store: <https://shop.atlasrr.com/d-746-2025-fall-winter-n-scale.aspx>

ESTIMATED ARRIVAL: 4th Quarter 2026

ORDER IN PIECES	SILVER ITEM	ROAD NAME	ROAD #	COLOR	MSRP/ UNIT
ALL NEW PAINT SCHEMES					
	40 006 337	Candian National	8149	Black/Red/White	\$149.95
	40 006 338	Candian National	8152	Black/Red/White	\$149.95
	40 006 339	Chessie System (B&O)	9007	Yellow/Blue/Vermillion	\$149.95
	40 006 340	Chessie System (B&O)	9010	Yellow/Blue/Vermillion	\$149.95
	40 006 341	Maine Central	313	Green/Gold	\$149.95
	40 006 342	Maine Central	317	Green/Gold	\$149.95
	40 006 343	Milwaukee Road	813	Orange/Black	\$149.95
	40 006 344	Milwaukee Road	819	Orange/Black	\$149.95
	40 006 345	Morristown & Erie	14	Red/White	\$149.95
	40 006 346	Norfolk & Western	2060	Blue/Yellow	\$149.95
	40 006 347	Norfolk & Western	2076	Blue/Yellow	\$149.95
	40 006 348	Union Pacific	1171	Yellow/Gray	\$149.95
	40 006 349	Union Pacific	1184	Yellow/Gray	\$149.95
	40 006 350	Western Pacific	563	Silver/Orange	\$149.95
	40 006 351	Western Pacific	564	Silver/Orange	\$149.95
TOTAL PIECES ORDERED					

Alco introduced the S-4 locomotive in 1950. The S-4, like the earlier S-2, was a 1000 horsepower switcher. Nearly 800 units were built for North American (Alco) and Canadian (by Alco's Canadian subsidiary Montreal Locomotive Works) railroads between 1947 and 1956. The primary spotting difference between the S-2 and the S-4 can be noted in the trucks. The S-2 has Blunt trucks, while the S-4 has AAR-style trucks. The versatility of the S-2's and S-4's was evidenced by their service in mainline railroads, shortlines, and industrial switching operations. The S-4, along with the S-2, became one of ALCO's most successful diesel switchers, helping railroads transition from steam to diesel. Its rugged design and turbocharged engine made it a favorite for heavy switching duties. Canadian railroads were significant buyers, thanks to MLW production. Many units remained in service for decades, and several are preserved or still operating on short lines and tourist railroads today.

Features:

- Scaled from actual prototype measurements
- 2 cab variations - riveted or welded
- Option for horizontal or vertical radiator shutters
- Fine scale handrails
- Separately-applied coupler cut levers, air hoses, piping, etc.
- Directional LED lighting (includes cab rear headlight)
- Die-cast hood & chassis for improved pulling performance
- Dual-flywheels for maximum performance at all speeds
- Factory-equipped with AccuMate® knuckle couplers
- Exceptional painting and printing
- Atlas Master® Gold version features ESU LokSound Decoder



Silver
Sound Ready™

Wired speaker and enclosure included
for easy conversion to sound.

***Silver Sound Ready™

Atlas Silver Sound Ready models are equipped with a speaker for easy
conversion to sound with the addition of a decoder.

*CSX Licensed Product



PRE-ORDER ANNOUNCEMENTS - FALL/WINTER 2025

PRE-ORDER DUE DATE: WEDNESDAY JANUARY 7TH 2026



ATLAS MASTER® N ALCO S-4 LOCOMOTIVE

View this model in our online store: <https://shop.atlasrr.com/d-746-2025-fall-winter-n-scale.aspx>

ESTIMATED ARRIVAL: 4th Quarter 2026

ORDER IN PIECES	GOLD ITEM	ROAD NAME	ROAD #	COLOR	MSRP/ UNIT
ALL NEW PAINT SCHEMES					
	40 006 352	Candian National	8149	Black/Red/White	\$269.95
	40 006 353	Candian National	8152	Black/Red/White	\$269.95
	40 006 354	Chessie System (B&O)	9007	Yellow/Blue/Vermillion	\$269.95
	40 006 355	Chessie System (B&O)	9010	Yellow/Blue/Vermillion	\$269.95
	40 006 356	Maine Central	313	Green/Gold	\$269.95
	40 006 357	Maine Central	317	Green/Gold	\$269.95
	40 006 358	Milwaukee Road	813	Orange/Black	\$269.95
	40 006 359	Milwaukee Road	819	Orange/Black	\$269.95
	40 006 360	Morristown & Erie	14	Red/White	\$269.95
	40 006 361	Norfolk & Western	2060	Blue/Yellow	\$269.95
	40 006 362	Norfolk & Western	2076	Blue/Yellow	\$269.95
	40 006 363	Union Pacific	1171	Yellow/Gray	\$269.95
	40 006 364	Union Pacific	1184	Yellow/Gray	\$269.95
	40 006 365	Western Pacific	563	Silver/Orange	\$269.95
	40 006 366	Western Pacific	564	Silver/Orange	\$269.95
TOTAL PIECES ORDERED					

DCC Operation Features GOLD LOCOMOTIVES ONLY)

- Supports all DCC-programming modes
- DCC includes RailCom and RailComPlus, with 14, 28 or 128 speed steps and with 2-digit and 4-digit addressing.
- Flexible mapping of function keys F0 to F28.
- A total of 6 DCC function outputs are available, all can be function mapped (disable, brightness, light effects) individually
- Follows all NMRA DCC standards and recommended practices.

ESU LokSound Features (GOLD LOCOMOTIVES ONLY):

- Over 20 sound effects are available, including engine start-up and shutdown, prime mover sounds through all eight notches, bell, air horn, air compressor, dynamic brakes and more.
- There are up to 16 user-selectable horns, 2 user-selectable bells, and 2 user-selectable synchronized brake squeals.
- Manual and Automatic Notching modes with the ability to change modes "on the fly" are provided for true realism.
- Equipped with ESU's Exclusive "Full Throttle" features for ultimate realism in prototype running.



****Gold Models
with ESU Sound**



PRE-ORDER ANNOUNCEMENTS - FALL/WINTER 2025

PRE-ORDER DUE DATE: WEDNESDAY JANUARY 7TH 2026

**ALL NEW
PAINT
SCHEMES**



ATLAS TRAINMAN® N GP15-1 LOCOMOTIVE

View this model in our online store: <https://shop.atlasrr.com/d-746-2025-fall-winter-n-scale.aspx>



Carolina Coastal Railway



Cincinnati Eastern



Florida Central

Atlas Model Railroad Co., Inc. • 378 Florence Ave., Hillside, NJ 07205 • USA • ph: 908-687-0880 • fax: 908-687-8857 • shop.atlasrr.com



ATLAS TRAINMAN® N GP15-1 LOCOMOTIVE

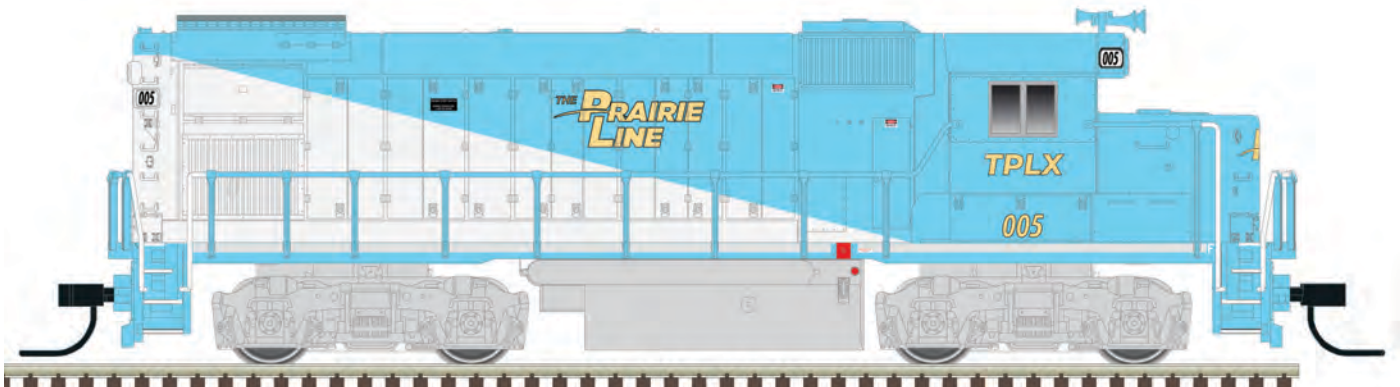
View this model in our online store: <https://shop.atlasrr.com/d-746-2025-fall-winter-n-scale.aspx>



Housatonic



Morristown & Erie



Prairie Line



PRE-ORDER ANNOUNCEMENTS - FALL/WINTER 2025

PRE-ORDER DUE DATE: WEDNESDAY JANUARY 7TH 2026

ALL NEW
PAINT
SCHEMES



ATLAS TRAINMAN® N GP15-1 LOCOMOTIVE

View this model in our online store: <https://shop.atlasrr.com/d-746-2025-fall-winter-n-scale.aspx>



Utah Central/Patriot Rail



Western New York & Pennsylvania



NEW LIMITED EDITION COLLECTORS SERIES PAINT SCHEME

Atlas' Limited Edition Collectors' Series paint schemes will be run one time only!



Metra®

Officially licensed by Metra

Atlas Model Railroad Co., Inc. • 378 Florence Ave., Hillside, NJ 07205 • USA • ph: 908-687-0880 • fax: 908-687-8857 • shop.atlasrr.com



PRE-ORDER ANNOUNCEMENTS - FALL/WINTER 2025

PRE-ORDER DUE DATE: WEDNESDAY JANUARY 7TH 2026



ATLAS TRAINMAN® N GP15-1 LOCOMOTIVE

View this model in our online store: <https://shop.atlasrr.com/d-746-2025-fall-winter-n-scale.aspx>

ESTIMATED ARRIVAL: 4th Quarter 2026

ORDER IN PIECES	ITEM	ROAD NAME	ROAD #	COLOR	MSRP/ UNIT
ALL NEW PAINT SCHEMES					
	40 006 257	Carolina Coastal Railway	1501	Black/Red/Yellow	\$139.95
	40 006 258	Carolina Coastal Railway	1502	Black/Red/Yellow	\$139.95
	40 006 259	Cincinnati Eastern	1657	Red/White/Gray	\$139.95
	40 006 260	Cincinnati Eastern	1686	Red/White/Gray	\$139.95
	40 006 261	Florida Central	655	Black/Yellow	\$139.95
	40 006 262	Florida Central	713	Black/Yellow	\$139.95
	40 006 263	Housatonic	1510	Green/Yellow	\$139.95
	40 006 264	Housatonic	1511	Green/Yellow	\$139.95
	40 006 265	Housatonic	1512	Green/Yellow	\$139.95
	40 006 266	Morristown & Erie	24	Red/Black/Yellow	\$139.95
	40 006 267	Morristown & Erie	25	Red/Black/Yellow	\$139.95
	40 006 268	Prairie Line	5	Blue/White	\$139.95
	40 006 269	Prairie Line	6	Blue/White	\$139.95
	40 006 270	Utah Central/Patriot Rail	1401	Red/Blue/Gold/Black	\$139.95
	40 006 271	Utah Central/Patriot Rail	1496	Red/Blue/Gold/Black	\$139.95
	40 006 272	Western New York & Pennsylvania	1501	Black/Yellow	\$139.95
	40 006 273	Western New York & Pennsylvania	1504	Black/Yellow	\$139.95
LIMITED EDITION COLLECTORS SERIES PAINT SCHEME					
	40 006 274	Metra® Officially licensed by Metra	14	Blue/Black/Red/Orange/White	\$149.95
	TOTAL PIECES ORDERED				

Built between 1976 and 1982, the EMD GP15-1 4-axle diesel locomotive was powered by a 12-cylinder EMD 645E engine that generated 1,500hp. It was commonly used as a light road switcher or a yard switcher.

A total of 310 units were built for American railroads. After their service lives on those railroads ended, many found new homes working on shortline railroads, and can still be found turning a profit today.

Features:


- Scale dimensions and details
- Directional lighting
- DCC Ready
- Blackened metal wheels
- Dual flywheel equipped 5-pole skewed armature motor with a low friction mechanism
- Factory-installed AccuMate® magnetic knuckle couplers!
- Crisp, prototypical printing



ATLAS MASTER® N FMC 5077 SINGLE DOOR BOX CAR

View this model in our online store: <https://shop.atlasrr.com/d-746-2025-fall-winter-n-scale.aspx>

**NEW
PAINT
SCHEMES**



Delaware Lackawanna (LBR)



Richmond, Fredericksburg & Potomac



Southern (ex-RBOX patch)



Southern Pacific (ex-RBOX patch)



Vermont Railway (SSI decal)

**NEW
ROAD
NUMBERS**



Burlington Northern



Railbox



NEW LIMITED EDITION COLLECTORS SERIES PAINT SCHEME

Atlas' Limited Edition Collectors' Series paint schemes will be run one time only!

Atlas Model Railroad Co., Inc. • 378 Florence Ave., Hillside, NJ 07205 • USA • ph: 908-687-0880 • fax: 908-687-8857 • shop.atlasrr.com



Atlantic & Western Railway (faded and patched)



PRE-ORDER ANNOUNCEMENTS - FALL/WINTER 2025

PRE-ORDER DUE DATE: WEDNESDAY JANUARY 7TH 2026



ATLAS MASTER® N FMC 5077 SINGLE DOOR BOX CAR

ESTIMATED ARRIVAL: 4th Quarter 2026

ORDER IN PIECES	ITEM	ROAD NAME	ROAD #	COLOR	MSRP/ UNIT
NEW PAINT SCHEMES					
	50 007 617	Delaware Lackawanna (LBR)	4808	Red/White	\$29.95
	50 007 618	Delaware Lackawanna (LBR)	4814	Red/White	\$29.95
	50 007 619	Delaware Lackawanna (LBR)	4818	Red/White	\$29.95
	50 007 620	Richmond, Fredericksburg and Potomac	19278	Blue/White	\$29.95
	50 007 621	Richmond, Fredericksburg and Potomac	19293	Blue/White	\$29.95
	50 007 622	Richmond, Fredericksburg and Potomac	19353	Blue/White	\$29.95
	50 007 623	Southern (ex-RBOX Patch)	17735	Yellow/Black	\$29.95
	50 007 624	Southern (ex-RBOX Patch)	17861	Yellow/Black	\$29.95
	50 007 625	Southern (ex-RBOX Patch)	17952	Yellow/Black	\$29.95
	50 007 626	Southern Pacific (ex-RBOX Patch)	18296	Yellow/Black	\$29.95
	50 007 627	Southern Pacific (ex-RBOX Patch)	18912	Yellow/Black	\$29.95
	50 007 628	Southern Pacific (ex-RBOX Patch)	19145	Yellow/Black	\$29.95
	50 007 629	Vermont Railway (SSI decal)	4009	Orange/Black	\$29.95
	50 007 630	Vermont Railway (SSI decal)	4014	Orange/Black	\$29.95
	50 007 631	Vermont Railway (SSI decal)	4025	Orange/Black	\$29.95
NEW ROAD NUMBERS					
	50 007 632	Burlington Northern	250032	Green/White	\$29.95
	50 007 633	Burlington Northern	250069	Green/White	\$29.95
	50 007 634	Burlington Northern	250086	Green/White	\$29.95
	50 007 635	Railbox	17724	Yellow/Black	\$29.95
	50 007 636	Railbox	17869	Yellow/Black	\$29.95
	50 007 637	Railbox	17451	Yellow/Black	\$29.95
LIMITED EDITION COLLECTORS SERIES PAINT SCHEME					
	50 007 638	Atlantic and Western Railway (faded/patched)	14012	Faded Orange	\$29.95
	50 007 639	Atlantic and Western Railway (faded/patched)	14020	Faded Orange	\$29.95
TOTAL PIECES ORDERED					

This is FMC's entry into the Plate B IPD (Incentive Per Diem) box car era. The design was intended to be the "most universal", interchangeable on most common railroad clearances. The cars were available with and without end-of-car cushioning, and were offered in several door configurations.

Over 4,300 cars were produced from 1975-1979 by FMC's Portland, Oregon plant. The cars were delivered in numerous colorful shortline paint schemes, as well as the nationwide car pool fleet of Railbox. Many secondhand cars were later seen in Class 1 railroads and large leasing company fleets under additional shortline reporting marks.

Features:


- Single or Double Sliding Door where appropriate
- Multiple body styles
- Body mounted couplers
- Plate B Box Car
- X-Panel Roof




ATLAS MASTER® N DIFCO DUMP CAR

View this model in our online store: <https://shop.atlasrr.com/d-746-2025-fall-winter-n-scale.aspx>

**NEW
PAINT
SCHEMES**



ATSF (sans serif lettering)



CSDX



Helm Leasing (HLMX)



MNCW



Southern



Union Pacific

**NEW
ROAD
NUMBERS**



BC Rail



PRE-ORDER ANNOUNCEMENTS - FALL/WINTER 2025

PRE-ORDER DUE DATE: WEDNESDAY JANUARY 7TH 2026



ATLAS MASTER® N DIFCO DUMP CAR

ESTIMATED ARRIVAL: 4th Quarter 2026

ORDER IN PIECES	ITEM	ROAD NAME	ROAD #	COLOR	MSRP/ UNIT
NEW PAINT SCHEMES					
	50 007 501	ATSF (sans-serif lettering)	186243	Brown/White	\$32.95
	50 007 502	ATSF (sans-serif lettering)	186251	Brown/White	\$32.95
	50 007 503	ATSF (sans-serif lettering)	186258	Brown/White	\$32.95
	50 007 504	CSDX	58	Black/White	\$32.95
	50 007 505	CSDX	80	Black/White	\$32.95
	50 007 506	CSDX	111	Black/White	\$32.95
	50 007 507	Helm Leasing (HLMX)	999008	Black/White	\$32.95
	50 007 508	Helm Leasing (HLMX)	999013	Black/White	\$32.95
	50 007 509	Helm Leasing (HLMX)	999016	Black/White	\$32.95
	50 007 510	MNCW	251	Blue/White	\$32.95
	50 007 511	MNCW	254	Blue/White	\$32.95
	50 007 512	MNCW	261	Blue/White	\$32.95
	50 007 513	Southern	991933	Orange/White	\$32.95
	50 007 514	Southern	991976	Orange/White	\$32.95
	50 007 515	Southern	991978	Orange/White	\$32.95
	50 007 516	Union Pacific	998148	Tan/Black	\$32.95
	50 007 517	Union Pacific	998169	Tan/Black	\$32.95
	50 007 518	Union Pacific	998172	Tan/Black	\$32.95
NEW ROAD NUMBERS					
	50 007 614	BC Rail	996160	Black/White	\$32.95
	50 007 615	BC Rail	996163	Black/White	\$32.95
	50 007 616	BC Rail	996164	Black/White	\$32.95
TOTAL PIECES ORDERED					

Side Dump cars are a very versatile class of railroad car, designed to deposit their load to either side of the tracks, rather than between the rails like a ballast hopper. This feature is utilized by the railroads in maintenance-of-way roles for rapidly building up fills and cuts with stone, rip-rap or soil as well as for depositing ballast. Side dump cars are also used in revenue service hauling ore, limestone, gravel, and coal, in industrial settings hauling waste or recycling materials, and in mining operations. Their low sides enable easy loading of material, and their rapid discharge rates – some less than 10 seconds – and ability to take a lot of abuse have earned them the nickname of a “dump truck on rails”.

The Atlas DIFCO (Differential Steel Car Company) side dump car is modeled after the air-activated, all-welded construction, 50 cubic yard car which has been a familiar fixture on the rails both in the US and abroad from the late 1960s through today, and features prototypically accurate scale dimensions, roller bearing trucks, and knuckle couplers.

Features:

- AccuMate® couplers
- Accurate painting and printing
- 100-ton roller-bearing trucks

AccuMate® couplers are made under license from AccuRail, Inc.



ATLAS MASTER® N 53' EVANS DOUBLE PLUG DOOR BOX CAR

View this model in our online store: <https://shop.atlasrr.com/d-746-2025-fall-winter-n-scale.aspx>

**NEW
PAINT
SCHEMES**



CNW - Chicago & Northwestern (Patch)



ICG - Illinois Central Gulf (ex Evans)



USLX - Cyprus



USLX - Quinault Pacific



USLX - St Regis



USLX - Tropicana



USLX - Wickes Agriculture




ATLAS MASTER® N 53' EVANS DOUBLE PLUG DOOR BOX CAR

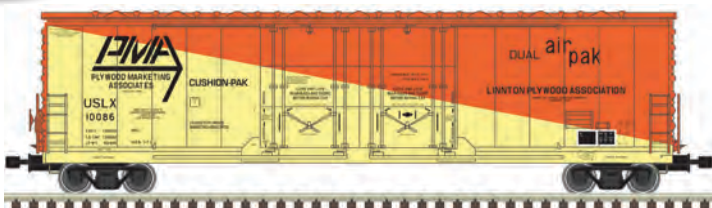
ESTIMATED ARRIVAL: 4th Quarter 2026

ORDER IN PIECES	ITEM	ROAD NAME	ROAD #	COLOR	MSRP/ UNIT
NEW PAINT SCHEMES					
	50 007 578	CNW - Chicago & Northwestern (Patch)	540300	Red	\$26.95
	50 007 579	CNW - Chicago & Northwestern (Patch)	540386	Red	\$26.95
	50 007 582	ICG - Illinois Central Gulf (ex Evans)	151017	Red	\$26.95
	50 007 583	ICG - Illinois Central Gulf (ex Evans)	151027	Red	\$26.95
	50 007 584	USLX - Cyprus	17041	Blue/White	\$26.95
	50 007 585	USLX - Cyprus	17043	Blue/White	\$26.95
	50 007 586	USLX - Quinault Pacific	10461	Yellow	\$26.95
	50 007 587	USLX - Quinault Pacific	10469	Yellow	\$26.95
	50 007 588	USLX - St Regis	11016	Blue/White	\$26.95
	50 007 589	USLX - St Regis	11022	Blue/White	\$26.95
	50 007 590	USLX - Tropicana	10067	Red	\$26.95
	50 007 591	USLX - Tropicana	10070	Red	\$26.95
	50 007 592	USLX - Wickes Agriculture	10219	Black/White	\$26.95
	50 007 593	USLX - Wickes Agriculture	10231	Black/White	\$26.95
NEW ROAD NUMBERS					
	50 007 596	VC - Virginia Central	5226	Green/White	\$26.95
	50 007 597	VC - Virginia Central	5228	Green/White	\$26.95
	50 007 598	USLX - Plywood Marketing Associates	10086	Orange/Cream	\$26.95
	50 007 599	USLX - Plywood Marketing Associates	10163	Orange/Cream	\$26.95
	TOTAL PIECES ORDERED				

**NEW
ROAD
NUMBERS**



VC - Virginia Central



USLX - Plywood Marketing Associates

The 53' Double Plug Door Box Car was manufactured in the late 1960s and early 1970s by the Evans Company and was used primarily to haul a selection of dry goods such as produce, wood and paper products, as well as canned goods. Our model is of the insulated RBL variant featuring a 16 foot opening and double plug doors. This particular car is leased by and decorated for Tropicana and is used for the transportation of orange juice without the use of refrigeration - instead, the interior is insulated to keep the goods inside the box at a stable temperature. Whether it's hot or cold on your layout, you can depend on this car to get the job done.

Features:

- 70-ton roller-bearing trucks
- Ready-to-run
- Roof overspray
- AccuMate® couplers

AccuMate® couplers are made under license from AccuRail, Inc.

Atlas Model Railroad Co., Inc. • 378 Florence Ave., Hillside, NJ 07205 • USA • ph: 908-687-0880 • fax: 908-687-8857 • shop.atlasrr.com

PRE-ORDER DUE DATE: WEDNESDAY JANUARY 7TH 2026




ATLAS MASTER® N 73' CENTER PARTITION CAR

View this model in our online store:

<https://shop.atlasrr.com/d-746-2025-fall-winter-n-scale.aspx>


**NEW MODEL!
ALL NEW
TOOLING**



Atlantic & Western



BNSF (H1)



Canadian National (DWC)



Canadian Pacific (SOO)




ATLAS MASTER® N 73' CENTER PARTITION CAR

View this model in our online store:

<https://shop.atlasrr.com/d-746-2025-fall-winter-n-scale.aspx>

**NEW MODEL!
ALL NEW
TOOLING**




Norfolk Southern



TTX (As Delivered)



Union Pacific



Willamette and Pacific Railroad (WPRR)



ATLAS MASTER® N 73' CENTER PARTITION CAR

ESTIMATED ARRIVAL: 4th Quarter 2026

ORDER IN PIECES	ITEM	ROAD NAME	ROAD #	COLOR	MSRP/ UNIT
NEW MODEL!					
	50 007 640	Atlantic and Western	1714	Green/White	\$52.95
	50 007 641	Atlantic and Western	1722	Green/White	\$52.95
	50 007 642	Atlantic and Western	1737	Green/White	\$52.95
	50 007 643	BNSF (H1)	562678	Brown/White	\$52.95
	50 007 644	BNSF (H1)	562773	Brown/White	\$52.95
	50 007 645	BNSF (H1)	562712	Brown/White	\$52.95
	50 007 646	Canadian National (DWC)	626463	Blue/White	\$52.95
	50 007 647	Canadian National (DWC)	626468	Blue/White	\$52.95
	50 007 648	Canadian National (DWC)	626495	Blue/White	\$52.95
	50 007 649	Canadian Pacific (SOO)	600373	Brown/White/Red	\$52.95
	50 007 650	Canadian Pacific (SOO)	600394	Brown/White/Red	\$52.95
	50 007 651	Canadian Pacific (SOO)	600412	Brown/White/Red	\$52.95
	50 007 652	Norfolk Southern	120325	Brown/White	\$52.95
	50 007 653	Norfolk Southern	120391	Brown/White	\$52.95
	50 007 654	Norfolk Southern	120420	Brown/White	\$52.95
	50 007 655	TTX (As Delivered)	857095	Yellow/Black	\$52.95
	50 007 656	TTX (As Delivered)	857160	Yellow/Black	\$52.95
	50 007 657	TTX (As Delivered)	857165	Yellow/Black	\$52.95
	50 007 658	Union Pacific	275189	Brown/White	\$52.95
	50 007 659	Union Pacific	275227	Brown/White	\$52.95
	50 007 660	Union Pacific	275318	Brown/White	\$52.95
	50 007 661	Willamette and Pacific Railroad (WPRR)	73090	Orange/Black	\$52.95
	50 007 662	Willamette and Pacific Railroad (WPRR)	73079	Orange/Black	\$52.95
	50 007 663	Willamette and Pacific Railroad (WPRR)	73068	Orange/Black	\$52.95
TOTAL PIECES ORDERED					

The 73-foot center divider flat car, often referred to as a "centerbeam" flat car, is a type of railcar widely used in the transportation of construction materials, especially lumber, plywood, wallboard, and other building products. These flat cars are specifically designed for carrying large, bulky, and long items that require support during transit. Production of these cars began in 1986 and are still used to this day. Centerbeam cars can be seen across the United States and North America, however large numbers can be found in the Pacific Northwest and Canada due to the vast amount of lumber mills. Centerbeam loading is very different than traditional box cars, because of the center divider both sides must be loaded and unloaded evenly to prevent the car from tipping over. That why large clear areas are used for loading and unloading centerbeams, folk lift operators need plenty of space to unload these cars efficiently. Loads are a crucial detail part of centerbeam cars, due to the open air design of the car the loads are always visible. With the loads exposed to the elements many lumber companies chose to wrap their products within large, decorated plastic wraps. Atlas is offering separate sale wrapped loads to complement the N scale 73' Center Partition car model.

Features:

- Die-cast Floor
- Detailed brake lines
- Detailed air reservoir
- Etched metal Crossover Platform
- Prototypical ride height
- 100-ton Trucks
- 36" metal wheels
- Separate sale loads available
- Minimum radius: 12 1/2"

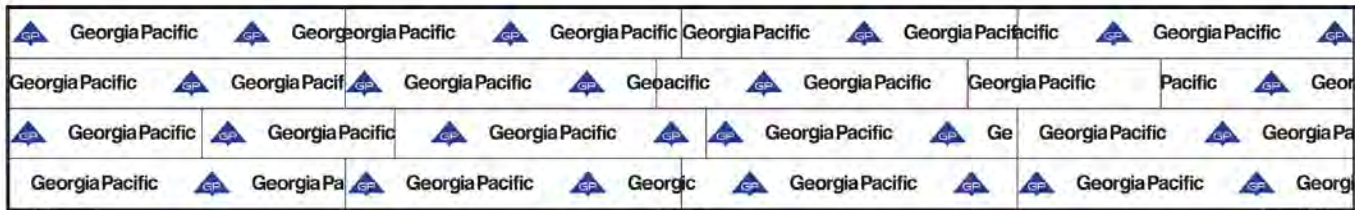


Artist rendering of the Canadian National
73' Center Divider Flat Car with separate sale load.



ATLAS MASTER® N 73' CENTER PARTITION CAR - SEPARATE SALE LOADS

View this model in our online store: <https://shop.atlasrr.com/d-746-2025-fall-winter-n-scale.aspx>



Georgia Pacific



Interfor



Sierra Pacific



Weyerhaeuser

***These wrapped lumber loads are the perfect fit for
our All New N Scale 73' Center Partition Cars!***

ESTIMATED ARRIVAL: **4th Quarter 2026**

ORDER IN PIECES	ITEM	DESCRIPTION	COLOR	MSRP/ UNIT
NEW!				
	50 007 664	Georgia Pacific	Blue/Black/White	\$22.95
	50 007 665	Interfor	Green/Blue/White	\$22.95
	50 007 666	Sierra Pacific	Blue/Green/White	\$22.95
	50 007 667	Weyerhaeuser	Green//White/Black	\$22.95
	TOTAL PIECES ORDERED			



ATLAS TRAINMAN® N ACF 3560 COVERED HOPPER

View this model in our online store: <https://shop.atlasrr.com/d-746-2025-fall-winter-n-scale.aspx>




IMCX (w/ conspic stripes)



Rail Logistics* (EAFX)



Riverport Railroad



Union Carbide (SHPX)

**NEW
ROAD
NUMBERS**



Chesapeake & Ohio*



Norchem



Norfolk Southern

**CSX Licensed Product*



PRE-ORDER ANNOUNCEMENTS - FALL/WINTER 2025

PRE-ORDER DUE DATE: WEDNESDAY JANUARY 7TH 2026



ATLAS TRAINMAN® N ACF 3560 COVERED HOPPER

ESTIMATED ARRIVAL: 4th Quarter 2026

ORDER IN PIECES	ITEM	ROAD NAME	ROAD #	COLOR	MSRP/ UNIT
NEW PAINT SCHEMES					
	50 007 600	IMCX (w/conspic stripes)	5776	Mineral Red/White/Yellow	\$28.95
	50 007 601	IMCX (w/conspic stripes)	5797	Mineral Red/White/Yellow	\$28.95
	50 007 602	Rail Logistics* (EAFX)	5069	Tan/Black	\$28.95
	50 007 603	Rail Logistics* (EAFX)	5074	Tan/Black	\$28.95
	50 007 604	Riverport Railroad	3506	Grey/Black	\$28.95
	50 007 605	Riverport Railroad	3591	Grey/Black	\$28.95
	50 007 606	Union Carbide (SHPX)	63435	Blue/White	\$28.95
	50 007 607	Union Carbide (SHPX)	63438	Blue/White	\$28.95
NEW ROAD NUMBERS					
	50 007 608	Chesapeake & Ohio*	601232	Gray/Black	\$28.95
	50 007 609	Chesapeake & Ohio*	601324	Gray/Black	\$28.95
	50 007 610	Norchem	64265	Blue/White	\$28.95
	50 007 611	Norchem	64295	Blue/White	\$28.95
	50 007 612	Norfolk Southern	244208	Gray/Black	\$28.95
	50 007 613	Norfolk Southern	244230	Gray/Black	\$28.95
TOTAL PIECES ORDERED					

The three-compartment ACF® 3560 Center Flow Covered Hopper was designed for the transport of high-density dry bulk loadings of 50 – 60 pounds per cubic foot. Examples of these commodities include salt, fertilizer, starch, bauxite, and clay. The 100-ton car was designed to fit into the smallest modern plate diagram dimensions, Plate B.

Features:

- V-frame ends
 - Side sheet weld seams
 - Roping staples
 - Five roof hatches
 - Body mounted brake gear
 - True scale dimensions with accurate details
 - Weighted, detailed underframes
 - Equipped with AccuMate® knuckle couplers
- AccuMate® couplers are made under license from AccuRail, Inc.

*CSX Licensed Product

Atlas Model Railroad Co., Inc. • 378 Florence Ave., Hillside, NJ 07205 • USA • ph: 908-687-0880 • fax: 908-687-8857 • shop.atlasrr.com



ATLAS TRAINMAN® N 85' TRASH FLAT CAR WITH MSW CONTAINERS

View this model in our online store: <https://shop.atlasrr.com/d-746-2025-fall-winter-n-scale.aspx>

**NEW
PAINT
SCHEMES**



ECDC Logistics (RSGX)/RSGU




USA Waste (USWX)/DSWU/WMNY

**NEW
ROAD
NUMBERS**



East Carbon (AWXX)/AWIU



East Carbon (DSEX)/DSEU



General American (GIMX)/IWS



ATLAS TRAINMAN® N 85' TRASH FLAT CAR WITH MSW CONTAINERS

ESTIMATED ARRIVAL: 4th Quarter 2026

ORDER IN PIECES	ITEM	FLAT CAR ROAD NAME	FLAT CAR ROAD #	FLAT CAR COLOR	CONTAINER ROAD NAME	CONTAINER ROAD #	MSRP/ UNIT
NEW PAINT SCHEMES							
	50 007 052	ECDC Logistics (RSGX)	30064	Black	RSGU	2134, 2248, 2343, 2556	\$68.95
	50 007 053	ECDC Logistics (RSGX)	30067	Black	RSGU	2152, 2535, 2603, 2694	\$68.95
	50 007 054	ECDC Logistics (RSGX)	30084	Black	RSGU	2143, 2211, 2559, 2630	\$68.95
	50 007 055	USA Waste (USWX)	40173	Black	DSWU/WMNY	00539, 01586, 00978, 01292	\$68.95
	50 007 056	USA Waste (USWX)	40190	Black	DSWU/WMNY	00162, 00546, 00090, 00217	\$68.95
	50 007 057	USA Waste (USWX)	40246	Black	DSWU/WMNY	00725, 00166, 02096, 00137	\$68.95
NEW ROAD NUMBERS							
	50 007 058	East Carbon (AWXX)	20504	Black	AWIU	1201, 1315, 1179, 1220	\$68.95
	50 007 059	East Carbon (AWXX)	20512	Black	AWIU	1254, 1193, 1158, 1254	\$68.95
	50 007 060	East Carbon (AWXX)	20551	Black	AWIU	1239, 1133, 1104, 1212	\$68.95
	50 007 061	East Carbon (DSEX)	7209	Orange	DSEU	70652, 70804, 70877, 71133	\$68.95
	50 007 062	East Carbon (DSEX)	7215	Orange	DSEU	70549, 70671, 70966, 71239	\$68.95
	50 007 063	East Carbon (DSEX)	7220	Orange	DSEU	70582, 70599, 70624, 70969	\$68.95
	50 007 064	General American (GIMX)	638058	Black	IWS	900407, 901490, 900528, 900740	\$68.95
	50 007 065	General American (GIMX)	638084	Black	IWS	901026, 901248, 902158, 902179	\$68.95
	50 007 066	General American (GIMX)	638110	Black	IWS	901028, 901250, 902189, 902164	\$68.95
NEW PAINT SCHEMES							
	50 007 067	APEX	100568	Black	LWT	150060, 150607, 150990, 151310	\$68.95
	50 007 068	APEX	100577	Black	LWT	150428, 150789, 150801, 151320	\$68.95
	50 007 069	APEX	100592	Black	LWT	150594, 150922, 151392, 151001	\$68.95
TOTAL PIECES ORDERED							



APEX/LWT

An increased use of shipping containers during the 1970s led to new designs of railway cars for carrying them. The standard cars used at the time were full plate-deck 85' and 89' flat cars with 70-ton trucks. However, each 20-foot international shipping container of the era could gross some 25 tons – thus a flat car carrying four at maximum gross would be 100 tons. In an effort to address this weight issue, new flat cars with open decks and 100 ton trucks were placed in service and eventually used for a new railroad commodity – trash containers.

Features:

- Open deck design
- True scale dimensions with accurate details
- Weighted, detailed underframes
- 100-ton trucks equipped with free-rolling metal wheels
- Accurate painting and printing



ATLAS TRAINMAN® N 20' HIGH-CUBE MSW CONTAINERS


View this model in our online store: <https://shop.atlasrr.com/d-746-2025-fall-winter-n-scale.aspx>



DSWU/WMNY



RSGU



AWIU



DSEU



LWT



ATLAS TRAINMAN® N 20' HIGH-CUBE MSW CONTAINERS

ESTIMATED ARRIVAL: 4th Quarter 2026


ORDER IN PIECES	ITEM	ROAD NAME	ROAD #	COLOR	MSRP/ UNIT
NEW ROAD NUMBERS					
	50 007 070	USWX Set 1 - DSWU/WMNY	00440, 00234, 00322, 02039	Green	\$28.95
	50 007 071	USWX Set 2 - DSWU/WMNY	00073, 01112, 02073, 01943	Green	\$28.95
	50 007 072	RSGU Set 1	2011, 2064, 2266, 2304	Light Blue	\$28.95
	50 007 073	RSGU Set 2	2061, 2072, 2105, 2267	Light Blue	\$28.95
	50 007 074	AWIU Set 1	1028, 1292, 1333, 1396	Gray & Red	\$28.95
	50 007 075	AWIU Set 2	1006, 1020, 1092, 1251	Gray & Red	\$28.95
	50 007 076	DSEU Set 1	70286, 70355, 70462, 70804	Orange	\$28.95
	50 007 077	DSEU Set 2	70061, 70242, 70565, 70810	Orange	\$28.95
	50 007 078	LWT Set 1	150057, 150604, 150986, 151308	Dark Blue	\$28.95
	50 007 079	LWT Set 2	150426, 150787, 150799, 151316	Dark Blue	\$28.95
NEW PAINT SCHEMES					
	50 007 080	NWSX Set 1	1011, 1114, 1154, 1218	Black	\$28.95
	50 007 081	NWSX Set 2	1032, 1052, 1194, 1286	Black	\$28.95
	50 007 082	Interstate Waste Service (IWS) Set 1	900866, 901058, 901852, 902319	Dark Blue	\$28.95
	50 007 083	Interstate Waste Service (IWS) Set 2	900282, 901357, 901416, 902109	Dark Blue	\$28.95
TOTAL PIECES ORDERED					

In the past decade there has been a significant increase in moving municipal solid waste (MSW) on railroads. One of the vehicles commonly seen in this service is the 20' MSW container. The more commonly seen ISO 20' intermodal containers are used for transporting new-products from country-to-country. The 20' MSW intermodal container differs greatly from its ISO 20' relative by being much taller and having a top lid. The 20' MSW containers are 12 foot tall (compared to 8.5' tall on the ISO 20's). 20' MSW containers usually travel in large blocks or solid trains on 80- and 89-foot flat cars. There have been no reported cases of double stacking as this would probably exceed most railroad height restrictions. The MSW container design is based on a steel frame incorporating ISO components for interchangeability. Each container is equipped with fork lift pockets for loading, unloading and moving around transfer facilities. Each container is also equipped a fire port on one side.

Features:

- Mounting pegs for 85' Trash Flat
- Prototypical paint schemes
- See-through forklift pockets
- Detailed molden-on chain securement
- Fire port on one side

**NEW
PAINT
SCHEMES**



NWSX



Interstate Waste
Service (IWS)

A Detailed Look Behind

Atlas Master® N/HO SD-26 - Santa Fe Bicentennial



Atlas model rendering

ATSF SD26 4672 – A Bicentennial Tribute Scheme that Should Have Been

In January of 1976, EMD frame number 5617-29, originally built in June of 1960 as an SD24, rolled out of the San Bernardino shops as ATSF 4672, one of 80 locomotives rebuilt as a 2625 horsepower SD26 by Santa Fe between 1973 and 1978. Along with her sister, ATSF 4642, which also re-entered service in January, she was one of 5 SD26s to arrive during America's Bicentennial year (the other three, 4611, 4645, and 4667 appeared in the latter half of the year). At the time, the Santa Fe was in the forefront of celebrating America's 200th birthday, and had in the previous year, repainted five locomotives – the most of any Class I railroad – of their 3600 horsepower SD45-2s (5700-5704) in an attractive red, white and blue take on the signature "warbonnet" scheme. These locos were featured on "Super C Service" freights between Chicago and Los Angeles, used in special events, and pulled parts of the American Freedom Train. 5704 was even restored in 2022 to its' Bicentennial glory and donated to the California State Railroad Museum.

SD26 4672, however – actually "reborn" during that historic year – came out of the shops painted in the classic freight warbonnet. As the SD26 locos were not assigned to the "high profile" lines, they missed out on the celebratory paint schemes, accolades, and subsequent preservation efforts, yet they soldiered on in reliable service until being traded back to EMD in 1985 (in the case of 4672) or sold to Guilford Rail Systems.

In honor of the 250th anniversary of the founding of the United States of America, Atlas has re-imagined the Santa Fe Bicentennial Warbonnet, now featuring 13 stars on the red "bonnet" field with a total of 50 representing all the states, and applied this scheme to a "true" Bicentennial locomotive – the humble ATSF SD26 4672, born in January of 1976.

CHECK OUT ATLAS' MODEL
NOW AVAILABLE FOR PRE-ORDER ON PAGES 6-11 (N), 40-45 (HO)!

Find the Paint Scheme

Atlas Master® N/HO FMC 5077 Single Door Box Car - Southern (ex-RBOX Patch) & Southern Pacific (ex-RBOX Patch)



Atlas model rendering - Southern (ex-RBOX patch)



Atlas model rendering - Southern Pacific (ex-RBOX patch)


The Short-lived FMC 5077 Railbox Fleet

In 1974 the Trailer Train Company (the parent company of Railbox) was eager to address the nation's shortage of general box cars. So eager that they placed large orders of box cars with all the nation's top railcar builders. One of their earliest orders was with the FMC corporation for 1,800 pieces of the 5077 cubic foot capacity box car. The cars were delivered to Railbox in 1975 through 1976. A couple of years later Railbox started to receive 5277 cubic foot capacity boxcars from Pullman Standard, PC&F and others including FMC. After only six years into service, Railbox noticed less 5077s were being leased than 5277s cubic foot cars. This was due to the limited loading capacity of the 5077 cars. Many general-purpose customers demanded 5277 cars in favor of the limited capacity 5077 cars. This led to Railbox selling off its fleet of 5077 cubic foot cars in 1982 and 1983. Many cars ended up with Burlington Northern, C&O (Chessie System), Southern Pacific, Southern (later H&S) and Richmond, Fredericksburg and Potomac. Atlas is offering two of these former Railbox patch job paints schemes within their Fall 2026 announcement, Southern Pacific and Southern.

**CHECK OUT ATLAS' MODEL
NOW AVAILABLE FOR PRE-ORDER ON PAGES 20-21 (N), 54-55 (HO)!**

A Detailed Look Behind

Atlas Trainman® N/HO 3560 Covered Hopper - Union Carbide (SHPX)



Atlas model rendering

SHPX stands for Shippers Car Line, a private railroad car leasing company. It was established as a subsidiary of American Car & Foundry (AC&F), one of the major builders of freight cars in the U.S. Shippers Car Line specialized in leasing tank cars and other freight equipment to industrial customers rather than railroads.

The 'X' in SHPX indicates that the cars were privately owned, not railroad-owned. Lessees included major chemical, petroleum, and industrial firms such as DuPont, Shell Oil, Gulf Oil, Monsanto, Dow Chemical, and Union Carbide, featured in this article.

Union Carbide was a major American chemical company known for producing chemicals, plastics, and industrial products. It developed innovative materials like polyethylene and was a pioneer in industrial gases and specialty chemicals. The company also created molecular sieves, which are used to dry and purify gases and liquids. In later years, Union Carbide became part of Dow Chemical.

SHPX 63435 represents one of the covered hoppers used by Union Carbide for transporting bulk commodities such as the above-mentioned molecular sieves as well as grain, plastics, chemicals and minerals. SHPX 63435 was built by ACF in 1967 as part of an order for 25 cars at their main facility in Huntington, WV.

Despite later designs with higher capacities, the 3560's robust construction ensured that many of these cars remained in service into the 21st century.

**CHECK OUT ATLAS' MODEL
NOW AVAILABLE FOR PRE-ORDER ON PAGES 30-31 (N), 64-65 (HO)!**

Find the Paint Scheme

Atlas Trainman® N/HO Trash Flats & 20' MSW Containers - Republic Services (RSGX)



Atlas model rendering



Prototype photo

Republic Services is a solid waste collection company and specializes in bulk waste transportation. Republic Services operates an extensive fleet of flat cars and containers and specializes in bulk waste transportation by way of rail. Along with bulk waste transport, they also specialize in trash pickup on residential, commercial and industrial levels. It is common to see these cars on CSX trains, as most of the loading facilities are located on the east coast. It is hard to miss these containers as they are painted in a bright blue color, which really stands out and looks amazing in both real life, and on your layout!

CHECK OUT ATLAS' MODEL
NOW AVAILABLE FOR PRE-ORDER ON PAGES 32-33 (N), 66-67 (HO)!

View this model in our online store: <https://shop.atlasrr.com/d-747-2025-fall-winter-ho-scale.aspx>

**GOLD MODELS:
SOUND-EQUIPPED****

**NEW
PAINT
SCHEMES**

**SILVER MODELS:
SOUND READY*****



Illinois Central Gulf (ex-SOU)



Precision National (ex-SOU)



Wisconsin Central (ex-FRV)



****Gold Models
with ESU Sound**



**Silver
Sound Ready™**

Wired speaker and enclosure included
for easy conversion to sound.

*****Silver Sound Ready™**

Atlas Silver Sound Ready models are equipped with a speaker for easy conversion to sound with the addition of a decoder.



PRE-ORDER ANNOUNCEMENTS - FALL/WINTER 2025

PRE-ORDER DUE DATE: WEDNESDAY JANUARY 7TH 2026

HO
SCALE

ATLAS MASTER® HO SD-24/26 LOCOMOTIVE

View this model in our online store: <https://shop.atlasrr.com/d-747-2025-fall-winter-ho-scale.aspx>

**GOLD MODELS:
SOUND-EQUIPPED****



**SILVER MODELS:
SOUND READY*****

NEW LIMITED EDITION COLLECTORS SERIES PAINT SCHEME

Atlas' Limited Edition Collectors' Series paint schemes will be run one time only!




Duluth, Missabe and Iron Range (demonstrator)

**NEW
ROAD
NUMBERS**



Union Pacific (Dependable Transportation)



Burlington Northern



****Gold Models
with ESU Sound**



**Silver
Sound Ready™**

Wired speaker and enclosure included
for easy conversion to sound.

***Silver Sound Ready™

Atlas Silver Sound Ready models are equipped with a speaker for easy conversion to sound with the addition of a decoder.



PRE-ORDER ANNOUNCEMENTS - FALL/WINTER 2025

PRE-ORDER DUE DATE: WEDNESDAY JANUARY 7TH 2026

HO
SCALE

ATLAS MASTER® HO SD-24/26 LOCOMOTIVE

View this model in our online store: <https://shop.atlasrr.com/d-747-2025-fall-winter-ho-scale.aspx>


**GOLD MODELS:
SOUND-EQUIPPED****

**NEW
PAINT
SCHEMES**

**SILVER MODELS:
SOUND READY*****



Springfield Terminal (SF Patch)



Santa Fe Bicentennial†



****Gold Models
with ESU Sound**



**Silver
Sound Ready™**
Wired speaker and enclosure included
for easy conversion to sound.

*****Silver Sound Ready™**

Atlas Silver Sound Ready models are equipped with a speaker for easy conversion to sound with the addition of a decoder.

†Alternate History Paint Scheme



PRE-ORDER ANNOUNCEMENTS - FALL/WINTER 2025

PRE-ORDER DUE DATE: WEDNESDAY JANUARY 7TH 2026

HO
SCALE

ATLAS MASTER® HO SD-24/26 LOCOMOTIVE

View this model in our online store: <https://shop.atlasrr.com/d-747-2025-fall-winter-ho-scale.aspx>

**GOLD MODELS:
SOUND-EQUIPPED****

**NEW
ROAD
NUMBERS**

**SILVER MODELS:
SOUND READY*****



Santa Fe

In 1958, EMD released their first locomotive equipped with a turbocharger, the 6-axle SD24. Realizing 2400 horsepower from the venerable 16 cylinder 567D3, the SD24 produced 33 percent higher power than the Roots-blower equipped SD18, and was able to maintain this power output at all altitudes, which a standard blower-equipped locomotive could not do. This factor appealed greatly to the mountainous western railroads, with Santa Fe and Union Pacific purchasing the majority of units produced. The SD24 was also one of the first locomotives to feature a "low nose" short hood, which greatly improved visibility for freight and general road operations, although the high hood variants were still produced and purchased by the Southern and Chicago, Burlington, and Quincy railroads as original owners.

In 1973, the Santa Fe began a program to rebuild its fleet of 80 SD24s by replacing the aging 567 prime mover with the more modern EMD 645 (thus increasing the horsepower rating from 2400 to 2625) and upgrading the entire electrical system, along with other improvements. These locomotives were in service through 1986 on the Santa Fe, when the majority were sold to Guilford Rail Systems. The last was scrapped in 2012.

The Atlas SD24 / 26 features accurate body and lighting configurations for each of the major high and low hood variations, as well as roadname-specific details and paint schemes.



****Gold Models
with ESU Sound**



**Silver
Sound Ready™**

Wired speaker and enclosure included
for easy conversion to sound.

*****Silver Sound Ready™**

Atlas Silver Sound Ready models are equipped with a speaker for easy conversion to sound with the addition of a decoder.



PRE-ORDER ANNOUNCEMENTS - FALL/WINTER 2025

PRE-ORDER DUE DATE: WEDNESDAY JANUARY 7TH 2026

HO

ATLAS MASTER® HO SD-24/26 LOCOMOTIVE

**SILVER MODELS:
SOUND READY*****

View this model in our online store: <https://shop.atlasrr.com/d-747-2025-fall-winter-ho-scale.aspx>

ESTIMATED ARRIVAL: 4th Quarter 2026

ORDER IN PIECES	SILVER ITEM	ROAD NAME	ROAD #	COLOR	MSRP/ UNIT
SD-24 HIGH HOOD - NEW PAINT SCHEMES					
	10 005 038	Illinois Central Gulf (ex-SOU)	6304	Black/Imitation Aluminum/Gold/White	\$199.95
	10 005 039	Illinois Central Gulf (ex-SOU)	6315	Black/Imitation Aluminum/Gold/White	\$199.95
	10 005 040	Illinois Central Gulf (ex-SOU)	6324	Black/Imitation Aluminum/Gold/White	\$199.95
	10 005 041	Precision National (ex-SOU)	6320R	Black/Imitation Aluminum/Gold/White	\$199.95
	10 005 042	Precision National (ex-SOU)	6330L	Black/Imitation Aluminum/Gold/White	\$199.95
	10 005 043	Precision National (ex-SOU)	6340K	Black/Imitation Aluminum/Gold/White	\$199.95
	10 005 044	Wisconsin Central (ex-FRV)	2401	Maroon/Yellow	\$199.95
	10 005 045	Wisconsin Central (ex-FRV)	2402	Maroon/Yellow	\$199.95
LIMITED EDITION COLLECTORS SERIES PAINT SCHEME - SD 24 HIGH HOOD					
	10 005 046	Duluth, Missabe and Iron Range (demonstrator) (w/ ditch lights)	5579	Maroon/Yellow	\$199.95
SD-24 LOW NOSE - NEW ROAD NUMBERS					
	10 005 047	Union Pacific (Dependable Transportation)	400	Yellow/Gray/Red	\$199.95
	10 005 048	Union Pacific (Dependable Transportation)	407	Yellow/Gray/Red	\$199.95
	10 005 049	Union Pacific (Dependable Transportation)	446	Yellow/Gray/Red	\$199.95
SD-24 HIGH NOSE - NEW ROAD NUMBERS					
	10 005 050	Burlington Northern	6243	Green/Black/White	\$199.95
	10 005 051	Burlington Northern	6247	Green/Black/White	\$199.95
	10 005 052	Burlington Northern	6251	Green/Black/White	\$199.95
SD-26 - NEW PAINT SCHEMES					
	10 005 053	Springfield Terminal (2-piece window) SF patch	4667	Blue/Yellow	\$199.95
	10 005 054	Springfield Terminal (2-piece window) SF patch	4669	Blue/Yellow	\$199.95
	10 005 055	Springfield Terminal (2-piece window) SF patch	4673	Blue/Yellow	\$199.95
SD-26 - NEW ROAD NUMBERS					
	10 005 056	Santa Fe (1-piece window)	4656	Blue/Yellow	\$199.95
	10 005 057	Santa Fe (1-piece window)	4674	Blue/Yellow	\$199.95
	10 005 058	Santa Fe (1-piece window)	4678	Blue/Yellow	\$199.95
SD-26 - NEW PAINT SCHEME					
	10 005 059	Santa Fe Bicentennial† (1-piece window)	4672	Red/White/Blue	\$199.95
TOTAL PIECES ORDERED					

Features:

- Separately-applied roof piping detail
- Golden-white LEDs
- Realistic die-cast underframe
- Five-pole skewed armature motor with dual flywheels for optimum performance at all speeds
- Directional lighting
- Factory-equipped with AccuMate® knuckle couplers
- Painted crew figures
- Separately-installed scale windshield wipers, metal grab irons and fine scale handrails
- Highly detailed coupler cut bars
- Multiple unit hoses and trainline hoses
- Piping on trucks
- metal couplers

Atlas Master® Silver Series Additional Features:

- NMRA 21-pin plug for DCC (Decoder-ready)
- Atlas Model Railroad Co., Inc. • 378 Florence Ave., Hillside, NJ 07205 • USA • ph: 908-687-0880 • fax: 908-687-8857 • shop.atlasrr.com

†Alternate History Paint Scheme



Silver Sound Ready™

Wired speaker and enclosure included
for easy conversion to sound.



PRE-ORDER ANNOUNCEMENTS - FALL/WINTER 2025

PRE-ORDER DUE DATE: WEDNESDAY JANUARY 7TH 2026

**GOLD MODELS:
SOUND-EQUIPPED****

HO

ATLAS MASTER® HO SD-24/26 LOCOMOTIVE

View this model in our online store: <https://shop.atlasrr.com/d-747-2025-fall-winter-ho-scale.aspx>

ESTIMATED ARRIVAL: 4th Quarter 2026

ORDER IN PIECES	GOLD ITEM	ROAD NAME	ROAD #	COLOR	MSRP/ UNIT
SD-24 HIGH HOOD - NEW PAINT SCHEMES					
	10 005 060	Illinois Central Gulf (ex-SOU)	6304	Black/Imitation Aluminum/Gold/White	\$319.95
	10 005 061	Illinois Central Gulf (ex-SOU)	6315	Black/Imitation Aluminum/Gold/White	\$319.95
	10 005 062	Illinois Central Gulf (ex-SOU)	6324	Black/Imitation Aluminum/Gold/White	\$319.95
	10 005 063	Precision National (ex-SOU)	6320R	Black/Imitation Aluminum/Gold/White	\$319.95
	10 005 064	Precision National (ex-SOU)	6330L	Black/Imitation Aluminum/Gold/White	\$319.95
	10 005 065	Precision National (ex-SOU)	6340K	Black/Imitation Aluminum/Gold/White	\$319.95
	10 005 066	Wisconsin Central (ex-FRV)	2401	Maroon/Yellow	\$319.95
	10 005 067	Wisconsin Central (ex-FRV)	2402	Maroon/Yellow	\$319.95
LIMITED EDITION COLLECTORS SERIES PAINT SCHEME - SD 24 HIGH HOOD					
	10 005 068	Duluth, Missabe and Iron Range (demonstrator) (w/ ditch lights)	5579	Maroon/Yellow	\$319.95
SD-24 LOW NOSE - NEW ROAD NUMBERS					
	10 005 069	Union Pacific (Dependable Transportation)	400	Yellow/Gray/Red	\$319.95
	10 005 070	Union Pacific (Dependable Transportation)	407	Yellow/Gray/Red	\$319.95
	10 005 071	Union Pacific (Dependable Transportation)	446	Yellow/Gray/Red	\$319.95
SD-24 HIGH NOSE - NEW ROAD NUMBERS					
	10 005 072	Burlington Northern	6243	Green/Black/White	\$319.95
	10 005 073	Burlington Northern	6247	Green/Black/White	\$319.95
	10 005 074	Burlington Northern	6251	Green/Black/White	\$319.95
SD-26 - NEW PAINT SCHEMES					
	10 005 075	Springfield Terminal (2-piece window) SF patch	4667	Blue/Yellow	\$319.95
	10 005 076	Springfield Terminal (2-piece window) SF patch	4669	Blue/Yellow	\$319.95
	10 005 077	Springfield Terminal (2-piece window) SF patch	4673	Blue/Yellow	\$319.95
SD-26 - NEW ROAD NUMBERS					
	10 005 078	Santa Fe (1-piece window)	4656	Blue/Yellow	\$319.95
	10 005 079	Santa Fe (1-piece window)	4674	Blue/Yellow	\$319.95
	10 005 080	Santa Fe (1-piece window)	4678	Blue/Yellow	\$319.95
SD-26 - NEW PAINT SCHEME					
	10 005 081	Santa Fe Bicentennial† (1-piece window)	4672	Red/White/Blue	\$319.95
TOTAL PIECES ORDERED					

†Alternate History Paint Scheme

Gold models are equipped with ESU LokSound.

ESU Loksound Functionality Features:

- ESU LokSound decoder, supporting all DCC programming modes.
- Flexible mapping of function keys F0 to F31.
- Follows all NMRA DCC standards and recommended practices.
- Over 20 sound effects are available, including engine start-up and shutdown, prime mover sounds through all eight notches, bell, air horn, air compressor and more



****Gold Models
with ESU Sound**

HO
SCALE

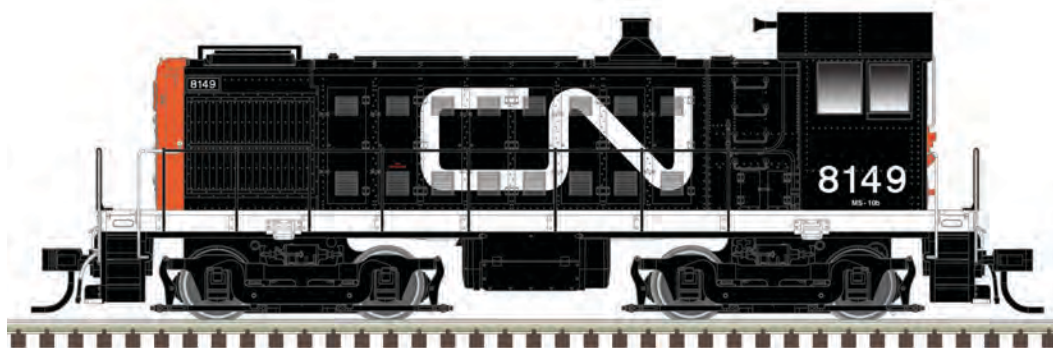
ATLAS MASTER® HO S-4 LOCOMOTIVE

View this model in our online store: <https://shop.atlasrr.com/d-747-2025-fall-winter-ho-scale.aspx>

**SILVER MODELS:
SOUND READY*****

**NEW
PAINT
SCHEMES**


**GOLD MODELS:
SOUND-EQUIPPED****



Canadian National



Bessemer & Lake Erie



Erie Lackawanna



Green Mountain 303



Green Mountain 305



**Silver
Sound Ready™**

Wired speaker and enclosure included
for easy conversion to sound.

*****Silver Sound Ready™**

Atlas Silver Sound Ready models are equipped with a speaker for easy
conversion to sound with the addition of a decoder.

**CSX Licensed Product*



****Gold Models
with ESU Sound**

HO
SCALE

ATLAS MASTER® HO S-4 LOCOMOTIVE

View this model in our online store: <https://shop.atlasrr.com/d-747-2025-fall-winter-ho-scale.aspx>

**SILVER MODELS:
SOUND READY*****

**NEW
PAINT
SCHEMES**

**GOLD MODELS:
SOUND-EQUIPPED****




Monongahela Connecting RR "Bicentennial"



US Steel

**Back By
Popular
Demand**




Morristown & Erie

**NEW
ROAD
NUMBERS**



N de M



Santa Fe (zebra stripes)



PRE-ORDER ANNOUNCEMENTS - FALL/WINTER 2025

PRE-ORDER DUE DATE: WEDNESDAY JANUARY 7TH 2026

HO

ATLAS MASTER® HO S-4 LOCOMOTIVE

**SILVER MODELS:
SOUND READY*****

View this model in our online store: <https://shop.atlasrr.com/d-747-2025-fall-winter-ho-scale.aspx>

ESTIMATED ARRIVAL: 4th Quarter 2026

ORDER IN PIECES	SILVER ITEM	ROAD NAME	ROAD #	COLOR	MSRP/ UNIT
NEW PAINT SCHEMES					
	10 005 008	Canadian National	8149	Black/Red/White	\$199.95
	10 005 009	Canadian National	8152	Black/Red/White	\$199.95
	10 005 010	Bessemer & Lake Erie	291	Orange/Black	\$199.95
	10 005 011	Bessemer & Lake Erie	292	Orange/Black	\$199.95
	10 005 012	Erie Lackawanna	528	Gray/Maroon/Yellow	\$199.95
	10 005 013	Erie Lackawanna	529	Gray/Maroon/Yellow	\$199.95
	10 005 014	Green Mountain	303	Green/Yellow	\$199.95
	10 005 015	Green Mountain	305	Green/Yellow	\$199.95
	10 005 016	Monongahela Connecting RR "Bicentennial"	136	Red/White/Blue (Bicentennial)	\$199.95
BACK BY POPULAR DEMAND					
	10 005 017	Morristown & Erie	14	Red/Black	\$199.95
NEW ROAD NUMBERS					
	10 005 018	NdeM	5524	Green/Orange/White	\$199.95
	10 005 019	NdeM	5526	Green/Orange/White	\$199.95
	10 005 020	Santa Fe (Zebra Stripes)	1515	Black/Silver "Zebra Stripe"	\$199.95
	10 005 021	Santa Fe (Zebra Stripes)	1525	Black/Silver "Zebra Stripe"	\$199.95
NEW PAINT SCHEME					
	10 005 022	US Steel	77	Orange/Black	\$199.95
TOTAL PIECES ORDERED					

Alco introduced the S-4 locomotive in 1950. The S-4, like the earlier S-2, was a 1000 horsepower switcher. Nearly 800 units were built for North American (Alco) and Canadian (by Alco's Canadian subsidiary Montreal Locomotive Works) railroads between 1947 and 1956. The primary spotting difference between the S-2 and the S-4 can be noted in the trucks. The S-2 has Blunt trucks, while the S-4 has AAR-style trucks. The versatility of the S-2's and S-4's was evidenced by their service in mainline railroads, shortlines, and industrial switching operations. The S-4, along with the S-2, became one of ALCO's most successful diesel switchers, helping railroads transition from steam to diesel. Its rugged design and turbocharged engine made it a favorite for heavy switching duties. Canadian railroads were significant buyers, thanks to MLW production. Many units remained in service for decades, and several are preserved or still operating on short lines and tourist railroads today.

Features:

- 5-pole skewed armature motor for reliable operation
- Dual-flywheels for maximum performance at all speeds
- Exceptional painting and printing
- Sturdy die-cast mainframe and gear cases
- Metal couplers
- Silver Sound Ready



Silver Sound Ready™

Wired speaker and enclosure included
for easy conversion to sound.



PRE-ORDER ANNOUNCEMENTS - FALL/WINTER 2025

PRE-ORDER DUE DATE: WEDNESDAY JANUARY 7TH 2026

HO
SCALE

ATLAS MASTER® HO S-4 LOCOMOTIVE

**GOLD MODELS:
SOUND-EQUIPPED****

View this model in our online store: <https://shop.atlasrr.com/d-747-2025-fall-winter-ho-scale.aspx>

ESTIMATED ARRIVAL: 4th Quarter 2026

ORDER IN PIECES	GOLD ITEM	ROAD NAME	ROAD #	COLOR	MSRP/ UNIT
NEW PAINT SCHEMES					
	10 005 023	Canadian National	8149	Black/Red/White	\$319.95
	10 005 024	Canadian National	8152	Black/Red/White	\$319.95
	10 005 025	Bessemer & Lake Erie	291	Orange/Black	\$319.95
	10 005 026	Bessemer & Lake Erie	292	Orange/Black	\$319.95
	10 005 027	Erie Lackawanna	528	Gray/Maroon/Yellow	\$319.95
	10 005 028	Erie Lackawanna	529	Gray/Maroon/Yellow	\$319.95
	10 005 029	Green Mountain	303	Green/Yellow	\$319.95
	10 005 030	Green Mountain	305	Green/Yellow	\$319.95
	10 005 031	Monongahela Connecting RR "Bicentennial"	136	Red/White/Blue (Bicentennial)	\$319.95
BACK BY POPULAR DEMAND					
	10 005 032	Morristown & Erie	14	Red/Black	\$319.95
NEW ROAD NUMBERS					
	10 005 033	NdeM	5524	Green/Orange/White	\$319.95
	10 005 034	NdeM	5526	Green/Orange/White	\$319.95
	10 005 035	Santa Fe (Zebra Stripes)	1515	Black/Silver "Zebra Stripe"	\$319.95
	10 005 036	Santa Fe (Zebra Stripes)	1525	Black/Silver "Zebra Stripe"	\$319.95
NEW PAINT SCHEME					
	10 005 037	US Steel	77	Orange/Black	\$319.95
TOTAL PIECES ORDERED					

Gold models are equipped with ESU LokSound.

ESU Loksound Functionality Features:

- ESU LokSound decoder, supporting all DCC programming modes.
- Flexible mapping of function keys F0 to F31.
- Follows all NMRA DCC standards and recommended practices.
- Over 20 sound effects are available, including engine start-up and shutdown, prime mover sounds through all eight notches, bell, air horn, air compressor and more



****Gold Models
with ESU Sound**



PRE-ORDER ANNOUNCEMENTS - FALL/WINTER 2025

PRE-ORDER DUE DATE: WEDNESDAY JANUARY 7TH 2026

HO


ATLAS CLASSIC® HO RS-3/RSD-4/5 LOCOMOTIVES

View this model in our online store: <https://shop.atlasrr.com/d-747-2025-fall-winter-ho-scale.aspx>

**GOLD MODELS:
SOUND-EQUIPPED****

**NEW
PAINT
SCHEMES**

**SILVER MODELS:
SOUND READY*****



Delaware Otsego System



Ferrocarriles Unidos del Sureste (FUS)



St. Johnsbur & Lamoille County



Tennessee Central



NEW LIMITED EDITION COLLECTORS SERIES PAINT SCHEME

Atlas' Limited Edition Collectors' Series paint schemes will be run one time only!



Black River & Western



**Silver
Sound Ready™**

Wired speaker and enclosure included
for easy conversion to sound.

***Silver Sound Ready™

Atlas Silver Sound Ready models are equipped with a speaker for easy conversion to sound with the addition of a decoder.

**CSX Licensed Product*



****Gold Models
with ESU Sound**



PRE-ORDER ANNOUNCEMENTS - FALL/WINTER 2025

PRE-ORDER DUE DATE: WEDNESDAY JANUARY 7TH 2026

HO

ATLAS CLASSIC® HO RS-3/RSD-4/5 LOCOMOTIVES

View this model in our online store: <https://shop.atlasrr.com/d-747-2025-fall-winter-ho-scale.aspx>



NEW LIMITED EDITION COLLECTORS SERIES PAINT SCHEME

Atlas' Limited Edition Collectors' Series paint schemes will be run one time only!



Ohio Central*

NEW PAINT SCHEMES



Southern Pacific



Utah Railway (Bicentennial)

NEW ROAD NUMBERS



Jersey Central



Utah Railway



**Silver
Sound Ready™**

Wired speaker and enclosure included
for easy conversion to sound.

***Silver Sound Ready™

Atlas Silver Sound Ready models are equipped with a speaker for easy
conversion to sound with the addition of a decoder.

*CSX Licensed Product



****Gold Models
with ESU Sound**
• shop.atlasrr.com

Atlas Model Railroad Co., Inc. • 378 Florence Ave., Hillside, NJ 07205 • USA • ph: 908-687-0880 • fax: 908-687-8857



PRE-ORDER ANNOUNCEMENTS - FALL/WINTER 2025

PRE-ORDER DUE DATE: WEDNESDAY JANUARY 7TH 2026



ATLAS CLASSIC® HO RS-3/RSD-4/5 LOCOMOTIVES

**SILVER MODELS:
SOUND READY*****

View this model in our online store: <https://shop.atlasrr.com/d-747-2025-fall-winter-ho-scale.aspx>

ESTIMATED ARRIVAL: 4th Quarter 2026

ORDER IN PIECES	SILVER ITEM	ROAD NAME	ROAD #	COLOR	MSRP/ UNIT
RS-3 - NEW PAINT SCHEMES					
	10 005 082	Delaware Otsego System	102	Maroon/Gold	\$199.95
	10 005 083	Delaware Otsego System	103	Maroon/Gold	\$199.95
	10 005 084	Ferrocarriles Unidos del Sureste (FUS)	315	Orange/Black/White	\$199.95
	10 005 085	Ferrocarriles Unidos del Sureste (FUS)	319	Orange/Black/White	\$199.95
	10 005 086	St. Johnsbury & Lamoille County	202	Red/Yellow/Black	\$199.95
	10 005 087	St. Johnsbury & Lamoille County	204	Red/Yellow/Black	\$199.95
	10 005 088	Tennessee Central	249	White/Blue/Red	\$199.95
	10 005 089	Tennessee Central	251	White/Blue/Red	\$199.95
RS-3 - LIMITED EDITION COLLECTORS SERIES PAINT SCHEMES					
	10 005 090	Black River & Western	1554	Green/Yellow/Black	\$199.95
	10 005 091	Ohio Central*	1077	Maroon/Yellow/Gray	\$199.95
RSD-4/5 - NEW PAINT SCHEMES					
	10 005 092	Southern Pacific	5305	Gray/Scarlet	\$199.95
	10 005 093	Southern Pacific	5306	Gray/Scarlet	\$199.95
	10 005 094	Utah Railway (Bicentennial)	304	White/Red/Blue/Gold	\$199.95
RSD-4/5 - NEW ROAD NUMBERS					
	10 005 095	Jersey Central	1605	Green/Yellow	\$199.95
	10 005 096	Jersey Central	1606	Green/Yellow	\$199.95
	10 005 097	Utah Railway	303	Off-White/Red/Blue/Gold	\$199.95
	10 005 098	Utah Railway	307	Off-White/Red/Blue/Gold	\$199.95
TOTAL PIECES ORDERED					

Well over 1,300 RS-3 road-switcher locomotives were built by ALCO between 1950 and 1956. It can be considered one of the most successful four-axle diesel road-switchers ever produced by the builder. ALCO's Canadian subsidiary, MLW, produced an additional 146 RS-3s in Canada. These 1,600hp locomotives were powered by an ALCO 244 V-12 engine which was complemented by rugged GE electrical components. The RS-3 was truly a versatile locomotive. It could be found in virtually every type of service from passenger and commuter runs to heavy-haul and local freight assignments. Original owners of the RS-3 tended to be in the eastern and central regions of the US (with heavier concentrations in the northeast and southeast).

During this same time-period, ALCO offered a six-axle road-switcher which was more commonly found in the west. The RSD-4/5 was externally very similar to the RS-3, having six-axle trucks as an obvious spotting feature. They produced the same 1,600hp as an RS-3, but offered increased tractive effort due to the use of a larger generator. Many RSD-4/5s were assigned to operate in mountainous territory (with varying degrees of success) on the Southern Pacific, Santa Fe and the Utah Railway.

Features:

- Option of water cooled or air cooled turbo exhaust stack
- Separately-applied handrails and stanchions, including separate drop step detail
- Dual flywheel-equipped five-pole skewed armature motor for optimum performance at all speeds
- Metal grab irons
- Accurate painting and printing
- Silver Sound Ready

**CSX Licensed Product*



Silver Sound Ready™

Wired speaker and enclosure included
for easy conversion to sound.

Atlas Model Railroad Co., Inc. • 378 Florence Ave., Hillside, NJ 07205 • USA • ph: 908-687-0880 • fax: 908-687-8857 • shop.atlasrr.com



PRE-ORDER ANNOUNCEMENTS - FALL/WINTER 2025

PRE-ORDER DUE DATE: WEDNESDAY JANUARY 7TH 2026

**GOLD MODELS:
SOUND-EQUIPPED****



ATLAS CLASSIC® HO RS-3/RSD-4/5 LOCOMOTIVES

View this model in our online store: <https://shop.atlasrr.com/d-747-2025-fall-winter-ho-scale.aspx>

ESTIMATED ARRIVAL: 4th Quarter 2026

ORDER IN PIECES	GOLD ITEM	ROAD NAME	ROAD #	COLOR	MSRP/ UNIT
RS-3 - NEW PAINT SCHEMES					
	10 005 099	Delaware Otsego System	102	Maroon/Gold	\$319.95
	10 005 100	Delaware Otsego System	103	Maroon/Gold	\$319.95
	10 005 101	Ferrocarriles Unidos del Sureste (FUS)	315	Orange/Black/White	\$319.95
	10 005 102	Ferrocarriles Unidos del Sureste (FUS)	319	Orange/Black/White	\$319.95
	10 005 103	St. Johnsbury & Lamoille County	202	Red/Yellow/Black	\$319.95
	10 005 104	St. Johnsbury & Lamoille County	204	Red/Yellow/Black	\$319.95
	10 005 105	Tennessee Central	249	White/Blue/Red	\$319.95
	10 005 106	Tennessee Central	251	White/Blue/Red	\$319.95
RS-3 - LIMITED EDITION COLLECTORS SERIES PAINT SCHEMES					
	10 005 107	Black River & Western	1554	Green/Yellow/Black	\$319.95
	10 005 108	Ohio Central*	1077	Maroon/Yellow/Gray	\$319.95
RSD-4/5 - NEW PAINT SCHEMES					
	10 005 109	Southern Pacific	5305	Gray/Scarlet	\$319.95
	10 005 110	Southern Pacific	5306	Gray/Scarlet	\$319.95
	10 005 111	Utah Railway (Bicentennial)	304	White/Red/Blue/Gold	\$319.95
RSD-4/5 - NEW ROAD NUMBERS					
	10 005 112	Jersey Central	1605	Green/Yellow	\$319.95
	10 005 113	Jersey Central	1606	Green/Yellow	\$319.95
	10 005 114	Utah Railway	303	Off-White/Red/Blue/Gold	\$319.95
	10 005 115	Utah Railway	307	Off-White/Red/Blue/Gold	\$319.95
TOTAL PIECES ORDERED					

Gold models are equipped with ESU LokSound.

ESU Loksound Functionality Features:

- ESU LokSound decoder, supporting all DCC programming modes.
- Flexible mapping of function keys F0 to F31.
- Follows all NMRA DCC standards and recommended practices.
- Over 20 sound effects are available, including engine start-up and shutdown, prime mover sounds through all eight notches, bell, air horn, air compressor and more



****Gold Models
with ESU Sound**

**CSX Licensed Product*


Atlas Model Railroad Co., Inc. • 378 Florence Ave., Hillside, NJ 07205 • USA • ph: 908-687-0880 • fax: 908-687-8857 • shop.atlasrr.com



ATLAS MASTER® HO FMC 5077 SINGLE DOOR BOX CAR

View this model in our online store: <https://shop.atlasrr.com/d-747-2025-fall-winter-ho-scale.aspx>


**NEW
PAINT
SCHEMES**



Delaware Lackawanna (LBR)



Richmond, Fredericksburg & Potomac



Southern (ex-RBOX patch)




Southern Pacific (ex-RBOX patch)



Vermont Railway (SSI decal)

**NEW
ROAD
NUMBERS**



Burlington Northern




Railbox



**NEW LIMITED EDITION
COLLECTORS SERIES PAINT SCHEME**

Atlas' Limited Edition Collectors' Series paint schemes will be run one time only!

Atlas Model Railroad Co., Inc. • 378 Florence Ave., Hillside, NJ 07205 • USA • ph: 908-687-0880 • fax: 908-687-8857 • shop.atlasrr.com



Atlantic & Western Railway (faded and patched)



PRE-ORDER ANNOUNCEMENTS - FALL/WINTER 2025

PRE-ORDER DUE DATE: WEDNESDAY JANUARY 7TH 2026



ATLAS MASTER® HO FMC 5077 SINGLE DOOR BOX CAR

ESTIMATED ARRIVAL: 4th Quarter 2026

ORDER IN PIECES	ITEM	ROAD NAME	ROAD #	COLOR	MSRP/ UNIT
NEW PAINT SCHEMES					
	20 008 120	Delaware Lackawanna (LBR)	4808	Red/White	\$49.95
	20 008 121	Delaware Lackawanna (LBR)	4814	Red/White	\$49.95
	20 008 122	Delaware Lackawanna (LBR)	4818	Red/White	\$49.95
	20 008 123	Richmond, Fredericksburg and Potomac	19278	Blue/White	\$49.95
	20 008 124	Richmond, Fredericksburg and Potomac	19293	Blue/White	\$49.95
	20 008 125	Richmond, Fredericksburg and Potomac	19353	Blue/White	\$49.95
	20 008 126	Southern (ex-RBOX Patch)	17735	Yellow/Black	\$49.95
	20 008 127	Southern (ex-RBOX Patch)	17861	Yellow/Black	\$49.95
	20 008 128	Southern (ex-RBOX Patch)	17952	Yellow/Black	\$49.95
	20 008 129	Southern Pacific (ex-RBOX Patch)	18296	Yellow/Black	\$49.95
	20 008 130	Southern Pacific (ex-RBOX Patch)	18912	Yellow/Black	\$49.95
	20 008 131	Southern Pacific (ex-RBOX Patch)	19145	Yellow/Black	\$49.95
	20 008 132	Vermont Railway (SSI decal)	4009	Orange/Black	\$49.95
	20 008 133	Vermont Railway (SSI decal)	4014	Orange/Black	\$49.95
	20 008 134	Vermont Railway (SSI decal)	4025	Orange/Black	\$49.95
NEW ROAD NUMBERS					
	20 008 135	Burlington Northern	250032	Green/White	\$49.95
	20 008 136	Burlington Northern	250069	Green/White	\$49.95
	20 008 137	Burlington Northern	250086	Green/White	\$49.95
	20 008 138	Railbox	17724	Yellow/Black	\$49.95
	20 008 139	Railbox	17869	Yellow/Black	\$49.95
	20 008 140	Railbox	17451	Yellow/Black	\$49.95
LIMITED EDITION COLLECTORS SERIES PAINT SCHEME					
	20 008 141	Atlantic and Western Railway (faded/patched)	14012	Faded Orange	\$49.95
	20 008 142	Atlantic and Western Railway (faded/patched)	14020	Faded Orange	\$49.95
TOTAL PIECES ORDERED					

This is FMC's entry into the Plate B IPD (Incentive Per Diem) box car era. The design was intended to be the "most universal", interchangeable on most common railroad clearances. The cars were available with and without end-of-car cushioning, and were offered in several door configurations.

Over 4,300 cars were produced from 1975-1979 by FMC's Portland, Oregon plant. The cars were delivered in numerous colorful shortline paint schemes, as well as the nationwide car pool fleet of Railbox. Many secondhand cars were later seen in Class 1 railroads and large leasing company fleets under additional shortline reporting marks.

Features:

- Double Door
- Multiple body styles
- Wire grabs
- Etched parts
- Plate B Box Car
- X-Panel Roof



ATLAS MASTER® HO 53' EVANS DOUBLE PLUG DOOR BOX CAR

View this model in our online store: <https://shop.atlasrr.com/d-747-2025-fall-winter-ho-scale.aspx>

**NEW
PAINT
SCHEMES**



CNW - Chicago & Northwestern (Patch)



ICG - Illinois Central Gulf (ex Evans)



USLX - Cyprus



USLX - Quinault Pacific



USLX - St Regis



USLX - Tropicana



USLX - Wickes Agriculture




ATLAS MASTER® HO 53' EVANS DOUBLE PLUG DOOR BOX CAR

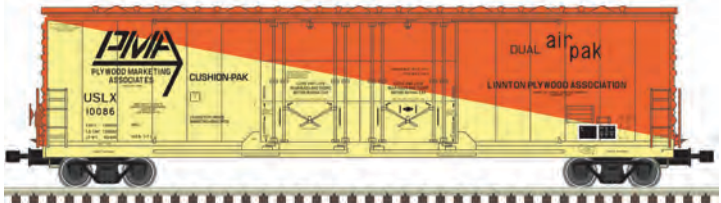
ESTIMATED ARRIVAL: 4th Quarter 2026

ORDER IN PIECES	ITEM	ROAD NAME	ROAD #	COLOR	MSRP/ UNIT
NEW PAINT SCHEMES					
	20 008 084	CNW - Chicago & Northwestern (Patch)	540300	Red	\$34.95
	20 008 085	CNW - Chicago & Northwestern (Patch)	540386	Red	\$34.95
	20 008 088	ICG - Illinois Central Gulf (ex Evans)	151017	Red	\$34.95
	20 008 089	ICG - Illinois Central Gulf (ex Evans)	151027	Red	\$34.95
	20 008 090	USLX - Cyprus	17041	Blue/White	\$34.95
	20 008 091	USLX - Cyprus	17043	Blue/White	\$34.95
	20 008 092	USLX - Quinault Pacific	10461	Yellow	\$34.95
	20 008 093	USLX - Quinault Pacific	10469	Yellow	\$34.95
	20 008 094	USLX - St Regis	11016	Blue/White	\$34.95
	20 008 095	USLX - St Regis	11022	Blue/White	\$34.95
	20 008 096	USLX - Tropicana	10067	Red	\$34.95
	20 008 097	USLX - Tropicana	10070	Red	\$34.95
	20 008 098	USLX - Wickes Agriculture	10219	Black/White	\$34.95
	20 008 099	USLX - Wickes Agriculture	10231	Black/White	\$34.95
NEW ROAD NUMBERS					
	20 008 102	VC - Virginia Central	5226	Green/White	\$34.95
	20 008 103	VC - Virginia Central	5228	Green/White	\$34.95
	20 008 104	USLX - Plywood Marketing Associates	10086	Orange/Cream	\$34.95
	20 008 105	USLX - Plywood Marketing Associates	10163	Orange/Cream	\$34.95
	TOTAL PIECES ORDERED				

**NEW
ROAD
NUMBERS**



VC - Virginia Central



USLX - Plywood Marketing Associates

The 53' Double Plug Door Box Car was manufactured in the late 1960s and early 1970s by the Evans Company and was used primarily to haul a selection of dry goods such as produce, wood and paper products, as well as canned goods. Our model is of the insulated RBL variant featuring a 16 foot opening and double plug doors. This particular car is leased by and decorated for Tropicana and is used for the transportation of orange juice without the use of refrigeration - instead, the interior is insulated to keep the goods inside the box at a stable temperature. Whether it's hot or cold on your layout, you can depend on this car to get the job done.

Features:

- 70-ton roller-bearing trucks
- Blackened metal wheels
- Two-piece underframe
- Separate brake cylinder
- Air reservoir
- End platforms

AccuMate® couplers AccuMate® couplers are made under license from AccuRail, Inc.

Atlas Model Railroad Co., Inc. • 378 Florence Ave., Hillside, NJ 07205 • USA • ph: 908-687-0880 • fax: 908-687-8857 • shop.atlasrr.com


PRE-ORDER DUE DATE: WEDNESDAY JANUARY 7TH 2026

HO
SCALE

ATLAS MASTER® HO 73' CENTER PARTITION CAR

View this model in our online store: <https://shop.atlasrr.com/d-747-2025-fall-winter-ho-scale.aspx>


**NEW
PAINT
SCHEMES**




Albany & Eastern - AERC



British Columbia Railway - BCOL



Duluth, Winnipeg & Pacific - DWC



GE Capital Rail Services - NAFX

PRE-ORDER DUE DATE: WEDNESDAY JANUARY 7TH 2026

HO
SCALE

ATLAS MASTER® HO 73' CENTER PARTITION CAR

View this model in our online store: <https://shop.atlasrr.com/d-747-2025-fall-winter-ho-scale.aspx>




Hampton Capital - HPTX

**NEW
ROAD
NUMBERS**



St. Mary's Railway - SMW



Trailer Train (Forward Thinking) - TTZX



Trailer Train (w/ yellow conspics) - TTZX



PRE-ORDER ANNOUNCEMENTS - FALL/WINTER 2025

PRE-ORDER DUE DATE: WEDNESDAY JANUARY 7TH 2026



ATLAS MASTER® HO 73' CENTER PARTITION CAR

View this model in our online store: <https://shop.atlasrr.com/d-747-2025-fall-winter-ho-scale.aspx>

The 73-foot center divider flat car, often referred to as a "centerbeam" flat car, is a type of railcar widely used in the transportation of construction materials, especially lumber, plywood, wallboard, and other building products. These flat cars are specifically designed for carrying large, bulky, and long items that require support during transit.

Production of these cars began in 1986 and are still used to this day. Centerbeam cars can be seen across the United States and North America, however large numbers can be found in the Pacific Northwest and Canada due to the vast amount of lumber mills. Centerbeam loading is very different than traditional box cars, because of the center divider both sides must be loaded and unloaded evenly to prevent the car from tipping over. That why large clear areas are used for loading and unloading centerbeams, folk lift operators need plenty of space to unload these cars efficiently.

Loads are a crucial detail part of centerbeam cars, due to the open air design of the car the loads are always visible. With the loads exposed to the elements many lumber companies chose to wrap their products within large, decorated plastic wraps.



Prototype St. Mary's Railway - SMW Center Partition Car



PRE-ORDER ANNOUNCEMENTS - FALL/WINTER 2025

PRE-ORDER DUE DATE: WEDNESDAY JANUARY 7TH 2026



ATLAS MASTER® HO 73' CENTER PARTITION CAR

View this model in our online store: <https://shop.atlasrr.com/d-747-2025-fall-winter-ho-scale.aspx>

ESTIMATED ARRIVAL: 4th Quarter 2026

ORDER IN PIECES	ITEM	ROAD NAME	ROAD #	COLOR	MSRP/ UNIT
NEW PAINT SCHEMES					
	20 008 062	Albany & Eastern - AERC	73058	Yellow	\$68.95
	20 008 063	Albany & Eastern - AERC	73073	Yellow	\$68.95
	20 008 064	Albany & Eastern - AERC	73096	Yellow	\$68.95
	20 008 065	British Columbia Railway - BCOL	873013	Brown	\$68.95
	20 008 066	British Columbia Railway - BCOL	873026	Brown	\$68.95
	20 008 067	British Columbia Railway - BCOL	873100	Brown	\$68.95
	20 008 068	Duluth, Winnipeg & Pacific - DWC	627235	Brown	\$68.95
	20 008 069	Duluth, Winnipeg & Pacific - DWC	627266	Brown	\$68.95
	20 008 070	Duluth, Winnipeg & Pacific - DWC	627377	Brown	\$68.95
	20 008 071	GE Capital Rail Services - NAFX	10004	Blue	\$68.95
	20 008 072	GE Capital Rail Services - NAFX	10014	Blue	\$68.95
	20 008 073	GE Capital Rail Services - NAFX	10027	Blue	\$68.95
	20 008 074	Hampton Capital - HPTX	734916	Gray	\$68.95
	20 008 075	Hampton Capital - HPTX	734942	Gray	\$68.95
	20 008 076	Hampton Capital - HPTX	734946	Gray	\$68.95
NEW ROAD NUMBERS					
	20 008 077	St. Mary's Railway - SMW	735797	Blue	\$68.95
	20 008 078	St. Mary's Railway - SMW	735822	Blue	\$68.95
	20 008 079	St. Mary's Railway - SMW	735853	Blue	\$68.95
	20 008 080	Trailer Train (Forward Thinking) - TTZX	857217	Yellow	\$68.95
	20 008 081	Trailer Train (w/yellow conspics) - TTZX	856979	Yellow	\$68.95
	20 008 082	Trailer Train (w/yellow conspics) - TTZX	856976	Yellow	\$68.95
	20 008 083	Trailer Train (w/yellow conspics) - TTZX	857115	Yellow	\$68.95
	TOTAL PIECES ORDERED				

Features:

- Die-cast Floor
- Detailed brake lines
- Detailed air reservoir
- Etched metal Crossover Platform
- Prototypical ride height
- 100-ton Trucks
- 36" metal wheels
- Separate sale loads available
- Minimum radius: 12 1/2"



ATLAS MASTER® HO 50' POSTWAR SINGLE DOOR BOX CAR

View this model in our online store: <https://shop.atlasrr.com/d-747-2025-fall-winter-ho-scale.aspx>



NEW LIMITED EDITION COLLECTORS SERIES PAINT SCHEMES

Atlas' Limited Edition Collectors' Series paint schemes will be run one time only!



Alaska



Conrail



Illinois Central Gulf



Santa Fe



ATLAS MASTER® HO 50' POSTWAR SINGLE DOOR BOX CAR

ESTIMATED ARRIVAL: 3rd Quarter 2026

ORDER IN PIECES	ITEM	ROAD NAME	ROAD #	COLOR	MSRP/ UNIT
LIMITED EDITION COLLECTORS SERIES					
	20 008 143	Alaska	10076	Red/White/Blue	\$52.95
	20 008 144	Conrail	146776	Red/White/Blue	\$52.95
	20 008 145	Illinois Central Gulf	523076	Red/White/Blue	\$52.95
	20 008 146	Santa Fe	11776	Red/White/Blue	\$52.95
	TOTAL PIECES ORDERED				

At the end of World War II, railroads ordered large numbers of 50' AAR boxcars with a standard design that was first widely used in the late 1940s. This design was based on the original 1937 AAR design but was modified in the post-war era to include: improved dreadnaught end and diagonal panel roofs with standard or overhanging design. These 50' boxcars were a common sight on American railroads well into the 1970s and 1980s.

Happy 250th Birthday America!

In recognition of the upcoming America 250 celebrations, Atlas is proud to offer a special line up of limited-edition HO scale Commemorative themed 50' box cars to celebrate!

The decoration of each commemorative box car offering is based off historically accurate liveries from that specific railroad. These Atlas Collectors' Series models represent an alternate history scenario where these four railroads repainted additional rolling stock into bicentennial schemes for the 1976 celebrations.

Bring a splash of red, white and blue color to your layout with these Atlas Collector Series Box Cars honoring 250 years of American freedom, innovation, and railroading heritage.

Run the rails of history—celebrate America's 250th with pride.

Features:

- Details such as separately applied ladders and grab irons
- Three different side sill styles - straight, tabbed and fishbelly
- 8' & 9' Superior or Youngstown doors
- Fully detailed underframe
- Free rolling trucks with metal wheelsets
- Accurate printing and prototypical paint schemes





PRE-ORDER ANNOUNCEMENTS - FALL/WINTER 2025

PRE-ORDER DUE DATE: WEDNESDAY JANUARY 7TH 2026



ATLAS TRAINMAN® HO ACF 3560 COVERED HOPPER

**NEW
PAINT
SCHEMES**

View this model in our online store: <https://shop.atlasrr.com/d-747-2025-fall-winter-ho-scale.aspx>



IMCX (w/ conspic stripes)



Rail Logistics* (EAFX)



Riverport Railroad



Union Carbide (SHPX)

**NEW
ROAD
NUMBERS**



Chesapeake & Ohio*



Norchem



Norfolk Southern

**CSX Licensed Product*



PRE-ORDER ANNOUNCEMENTS - FALL/WINTER 2025

PRE-ORDER DUE DATE: WEDNESDAY JANUARY 7TH 2026



ATLAS TRAINMAN® HO ACF 3560 COVERED HOPPER

ESTIMATED ARRIVAL: 4th Quarter 2026

ORDER IN PIECES	ITEM	ROAD NAME	ROAD #	COLOR	MSRP/ UNIT
NEW PAINT SCHEMES					
	20 008 106	IMCX (w/conspic stripes)	5776	Mineral Red/White/Yellow	\$38.95
	20 008 107	IMCX (w/conspic stripes)	5797	Mineral Red/White/Yellow	\$38.95
	20 008 108	Rail Logistics* (EAFX)	5069	Tan/Black	\$38.95
	20 008 109	Rail Logistics* (EAFX)	5074	Tan/Black	\$38.95
	20 008 110	Riverport Railroad	3506	Grey/Black	\$38.95
	20 008 111	Riverport Railroad	3591	Grey/Black	\$38.95
	20 008 112	Union Carbide (SHPX)	63435	Blue/White	\$38.95
	20 008 113	Union Carbide (SHPX)	63438	Blue/White	\$38.95
NEW ROAD NUMBERS					
	20 008 114	Chesapeake & Ohio*	601232	Gray/Black	\$38.95
	20 008 115	Chesapeake & Ohio*	601324	Gray/Black	\$38.95
	20 008 116	Norchem	64265	Blue/White	\$38.95
	20 008 117	Norchem	64295	Blue/White	\$38.95
	20 008 118	Norfolk Southern	244208	Gray/Black	\$38.95
	20 008 119	Norfolk Southern	244230	Gray/Black	\$38.95
TOTAL PIECES ORDERED					

The three-compartment ACF® 3560 Center Flow Covered Hopper was designed for the transport of high-density dry bulk loadings of 50 - 60 pounds per cubic foot. Examples of these commodities include salt, fertilizer, starch, bauxite, and clay. The 100-ton car was designed to fit into the smallest modern plate diagram dimensions, Plate B.

Features:

- True scale dimensions with accurate details
- Weighted, detailed underframes
- Equipped with AccuMate® Knuckle Couplers
- Trucks equipped with free-rolling metal wheels

Accurate painting and lettering AccuMate® couplers are made under license from AccuRail, Inc.

*CSX Licensed Product

Atlas Model Railroad Co., Inc. • 378 Florence Ave., Hillside, NJ 07205 • USA • ph: 908-687-0880 • fax: 908-687-8857 • shop.atlasrr.com

PRE-ORDER DUE DATE: WEDNESDAY JANUARY 7TH 2026

HO
SCALE

ATLAS TRAINMAN® HO 85' TRASH FLAT CAR WITH MSW CONTAINERS

View this model in our online store: <https://shop.atlasrr.com/d-747-2025-fall-winter-ho-scale.aspx>

**NEW
PAINT
SCHEMES**



ECDC Logistics(RSGX)/RSGU



USA Waste (USWX)/DSWU/WMNY

**NEW
ROAD
NUMBERS**



East Carbon (AWXX)/AWIU



East Carbon (DSEX)/DSEU



General American (GIMX)/IWS



ATLAS TRAINMAN® HO 85' TRASH FLAT CAR WITH MSW CONTAINERS

ESTIMATED ARRIVAL: 4th Quarter 2026

ORDER IN PIECES	ITEM	FLAT CAR ROAD NAME	FLAT CAR ROAD #	FLAT CAR COLOR	CONTAINER ROAD NAME	CONTAINER ROAD #	MSRP/ UNIT
NEW PAINT SCHEMES							
	20 007 728	ECDC Logistics (RSGX)	30064	Black	RSGU	2134, 2248, 2343, 2556	\$94.95
	20 007 729	ECDC Logistics (RSGX)	30067	Black	RSGU	2152, 2535, 2603, 2694	\$94.95
	20 007 730	ECDC Logistics (RSGX)	30084	Black	RSGU	2143, 2211, 2559, 2630	\$94.95
	20 007 731	USA Waste (USWX)	40173	Black	DSWU/WMNY	00539, 01586, 00978, 01292	\$94.95
	20 007 732	USA Waste (USWX)	40190	Black	DSWU/WMNY	00162, 00546, 00090, 00217	\$94.95
	20 007 733	USA Waste (USWX)	40246	Black	DSWU/WMNY	00725, 00166, 02096, 00137	\$94.95
NEW ROAD NUMBERS							
	20 007 734	East Carbon (AWXX)	20504	Black	AWIU	1201, 1315, 1179, 1220	\$94.95
	20 007 735	East Carbon (AWXX)	20512	Black	AWIU	1254, 1193, 1158, 1254	\$94.95
	20 007 736	East Carbon (AWXX)	20551	Black	AWIU	1239, 1133, 1104, 1212	\$94.95
	20 007 737	East Carbon (DSEX)	7209	Orange	DSEU	70652, 70804, 70877, 71133	\$94.95
	20 007 738	East Carbon (DSEX)	7215	Orange	DSEU	70549, 70671, 70966, 71239	\$94.95
	20 007 739	East Carbon (DSEX)	7220	Orange	DSEU	70582, 70599, 70624, 70969	\$94.95
	20 007 740	General American (GIMX)	638058	Black	IWS	900407, 901490, 900528, 900740	\$94.95
	20 007 741	General American (GIMX)	638084	Black	IWS	901026, 901248, 902158, 902179	\$94.95
	20 007 742	General American (GIMX)	638110	Black	IWS	901028, 901250, 902189, 902164	\$94.95
NEW PAINT SCHEMES							
	20 007 743	APEX	100568	Black	LWT	150060, 150607, 150990, 151310	\$94.95
	20 007 744	APEX	100577	Black	LWT	150428, 150789, 150801, 151320	\$94.95
	20 007 745	APEX	100592	Black	LWT	150594, 150922, 151392, 151001	\$94.95
TOTAL PIECES ORDERED							

NEW
PAINT
SCHEME



APEX/LWT

An increased use of shipping containers during the 1970s led to new designs of railway cars for carrying them. The standard cars used at the time were full plate-deck 85' and 89' flat cars with 70-ton trucks. However, each 20-foot international shipping container of the era could gross some 25 tons – thus a flat car carrying four at maximum gross would be 100 tons. In an effort to address this weight issue, new flat cars with open decks and 100 ton trucks were placed in service and eventually used for a new railroad commodity – trash containers.

Features:

- Open deck design
- Container pedestals
- True scale dimensions with accurate details
- Weighted, detailed underframes
- 100-ton trucks equipped with free-rolling wheels
- Accurate painting and printing

AccuMate® couplers are made under license from AccuRail, Inc.

Atlas Model Railroad Co., Inc. • 378 Florence Ave., Hillside, NJ 07205 • USA • ph: 908-687-0880 • fax: 908-687-8857 • shop.atlasrr.com



ATLAS TRAINMAN® HO 20' HIGH-CUBE MSW CONTAINERS


View this model in our online store: <https://shop.atlasrr.com/d-747-2025-fall-winter-ho-scale.aspx>



DSWU/WMNY



RSGU



AWIU



DSEU



LWT



ATLAS TRAINMAN® HO 20' HIGH-CUBE MSW CONTAINERS

ESTIMATED ARRIVAL: 4th Quarter 2026

ORDER IN PIECES	ITEM	ROAD NAME	ROAD #	COLOR	MSRP/ UNIT
NEW ROAD NUMBERS					
	20 007 746	USWX Set 1 - DSWU/WMNY	00440, 00234, 00322, 02039	Green	\$34.95
	20 007 747	USWX Set 2 - DSWU/WMNY	00073, 01112, 02073, 01943	Green	\$34.95
	20 007 748	RSGU Set 1	2011, 2064, 2266, 2304	Light Blue	\$34.95
	20 007 749	RSGU Set 2	2061, 2072, 2105, 2267	Light Blue	\$34.95
	20 007 750	AWIU Set 1	1028, 1292, 1333, 1396	Gray & Red	\$34.95
	20 007 751	AWIU Set 2	1006, 1020, 1092, 1251	Gray & Red	\$34.95
	20 007 752	DSEU Set 1	70286, 70355, 70462, 70804	Orange	\$34.95
	20 007 753	DSEU Set 2	70061, 70242, 70565, 70810	Orange	\$34.95
	20 007 754	LWT Set 1	150057, 150604, 150986, 151308	Dark Blue	\$34.95
	20 007 755	LWT Set 2	150426, 150787, 150799, 151316	Dark Blue	\$34.95
NEW PAINT SCHEMES					
	20 007 756	NWSX Set 1	1011, 1114, 1154, 1218	Black	\$34.95
	20 007 757	NWSX Set 2	1032, 1052, 1194, 1286	Black	\$34.95
	20 007 758	Interstate Waste Service (IWS) Set 1	900866, 901058, 901852, 902319	Dark Blue	\$34.95
	20 007 759	Interstate Waste Service (IWS) Set 2	900282, 901357, 901416, 902109	Dark Blue	\$34.95
TOTAL PIECES ORDERED					

In the past decade there has been a significant increase in moving municipal solid waste (MSW) on railroads. One of the vehicles commonly seen in this service is the 20' MSW container. The more commonly seen ISO 20' intermodal containers are used for transporting new-products from country-to-country. The 20' MSW intermodal container differs greatly from its ISO 20' relative by being much taller and having a top lid. The 20' MSW containers are 12 foot tall (compared to 8.5' tall on the ISO 20's). 20' MSW containers usually travel in large blocks or solid trains on 80- and 89-foot flat cars. There have been no reported cases of double stacking as this would probably exceed most railroad height restrictions. The MSW container design is based on a steel frame incorporating ISO components for interchangeability. Each container is equipped with fork lift pockets for loading, unloading and moving around transfer facilities. Each container is also equipped a fire port on one side.

Features:

- Mounting pegs for 85' Trash Flat
- Prototypical paint schemes
- See-through forklift pockets
- Detailed molden-on chain securement
- Fire port on one side

**NEW
PAINT
SCHEMES**



NWSX



Interstate Waste
Service (IWS)



ATLAS O TRACK & ACCESSORIES - FALL 2025

PRE-ORDER DUE DATE:
WEDNESDAY JANUARY 7TH 2026



ATLAS ALL SCALES TRACK ACCESSORY - SWITCH ACCESSORY MODULE



Product Info: <https://shop.atlasrr.com/d-745-2025-fall-winter-ho-n.aspx>


NEW!

ESTIMATED ARRIVAL: 3rd Quarter 2026

ORDER IN PIECES	ITEM	DESCRIPTION	MSRP/ UNIT
		NEW	
	70 000 049	Switch Accessory Module (compatible with N, HO & O track lines)	\$59.95
	TOTAL PIECES ORDERED		

The new Atlas Switch Accessory Module is an All Scales electronic "Swiss Army" knife for making common track wiring scenarios easier. More than just a non-derail circuit board (similar to the old Atlas 6924), the Switch Accessory Module (or SAM) incorporates features that support and simplify reverse loop wiring, power routing, frog wiring, twin coil AND stall motor switch machines in all scales! In addition to providing simple panel lighting outputs, the Atlas SAM supports the direct connection of two signals at once (such as dwarf or full-mast signals available in the plug-and-play Atlas All Scales Signal product line) to provide for configurable on-layout turnout indication on both sides of the switch! It is also an indispensable tool for wiring 3-rail double crossovers in O scale.

Compatible with N, HO & O Track Lines!




70 000 049 Switch Accessory Module

Put Your Trains on the Right Track!

With time tested, modeler approved Atlas HO & N scale track!

Whether you're finishing an existing layout, starting a new one, or just giving that trainset loop some extra pieces, Atlas has the 'right track' for you. The rugged plastic construction, nickel silver rail and U.S. prototype detail, assures longevity, maximum conductivity and accurate realism that guarantees your trains look good and keep running smoothly. Atlas track provides industry leading **quality** at unequalled **value**, and our **selection** is so large we have an entire catalog devoted to it. HO and N scale track, in a variety of rail sizes, is fully stocked and ready to ship to you and your favorite Atlas authorized dealer now. For more information, and the dealer nearest you, visit shop.atlasrr.com and request a catalog of your own. And remember...*You're on the right track...with Atlas!*

HO SCALE TRACK



HO True-Track®

Atlas HO True-Track® has true-to-life gray gravelled roadbed, correctly angled roadbed shoulders and features Atlas Code 83 Snap-Track®.



HO Code 83


Atlas HO Code 83 track features prototypically-fine brown ties and nickel silver rail, and not only looks realistic but is incredibly reliable.



HO Code 100


Atlas HO Code 100 track features black injection molded plastic ties and solid nickel silver rail, and is suitable for all skill levels.

N SCALE TRACK



N True-Track®

Atlas N True-Track® features Code 65 rail & dark brown ties with prototypical spacing and is now improved with true-to-life gray gravelled roadbed making it even more realistic!



N Code 55

Atlas N Code 55 track features simulated wood brown ties and smaller nickel silver rail, and is praised for its superior design and ease of use.



N Code 80

Atlas N Code 80 track features black ties and nickel silver rail, and is built to last for ultimate performance.

ATLAS SUPER-FLEX® TRACK

- Item #168 HO Code 100 Super Flex Track
- Item #500 HO Code 83 Super Flex Track
- Item #2000 N Code 55 Super Flex Track
- Item #2500 N Code 80 Super Flex Track

Invented and patented by Atlas founder Stephen J. Schaffan Jr., this innovative, finely engineered precision track is the first choice of experts who demand the best. Easy to install, Super-Flex Track® enhances the realism of your layout. Unlike other flexible track which can become inflexible and kink, Atlas' Super-Flex Track® can be formed and re-formed with ease to achieve the desired shape. This unique track can be shaped to form curves of any radius, is ideal for spiral easement curves and is easily manipulated to help you make your layout vision a reality.



**ATLAS
SUPER-FLEX® TRACK**
the original and still the best.

ACCEPT NO IMITATORS.



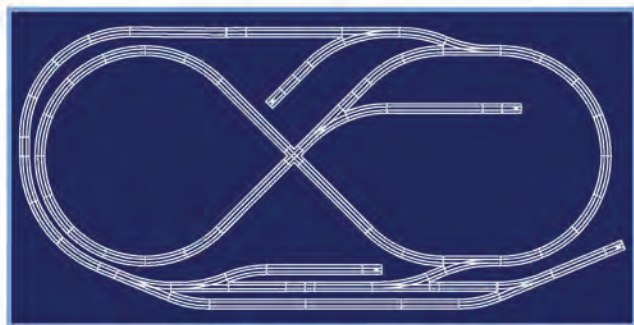
Visit shop.atlasrr.com for more information on Atlas track & accessories, the All Scales Signal System, locomotives, rolling stock, & more!



ATLAS MODEL RAILROAD CO., INC. • 378 Florence Ave., Hillside, NJ 07205 • shop.atlasrr.com

No Matter the Scale, No Matter the Size

Atlas Has the Layout For You!




N TRUE-TRACK: NTT-6 PORT READING TERMINAL

From web site: www.atlasrr.com **Minimum Table Size Required:** 3' x 6'

Products Required: Straight sections, radius sections, turnouts, a crossing, bumpers, insulated joiners, terminal joiners and a selector

The Port Reading Terminal is a figure eight in disguise. This 66" X 32" layout incl. a mainline run as well as a small yard and three industrial sidings with room to expand. This layout is designed with two operators in mind. One can be switching the yard located at the front of the layout while the other can run mainline freights, allowing for continuous mainline running with no waiting.



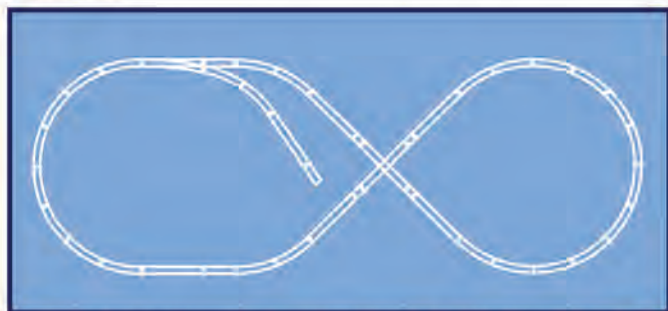
N CODE 80: N-7 TWICE AROUND VIA "UP & OVER"

From Book #6: *Introduction to N Scale Model Railroad*

Minimum Table Size Required: 32" x 45"

Products Required: Straight sections, radius sections, turnouts, a crossing, bumpers, insulated joiners and terminal joiners, necessary electrical components

If you enjoy watching a long train work its way up and down the grades of a long winding main line, the N7 is the layout for you. On this layout, yard tracks are available for breaking up and storing long trains, and a passing track with two industry spurs is available to provide additional operating diversions.




N SCALE CODE 55: N-504 PLATTSBURG PRETZEL

From web site: www.atlasrr.com **Minimum Table Size Required:** 2' x 5'

Products Required: Straight & radius sections, turnouts, a crossing, terminal joiners, bumper and a selector

Take an ordinary oval track, twist one end and you have one of the most popular track plan elements: the Figure 8. The Plattsburg Pretzel is a Figure 8, keeping operation interesting by making the train appear to reverse its direction as it proceeds. This layout also adds interest by adding a spur for more train enjoyment.



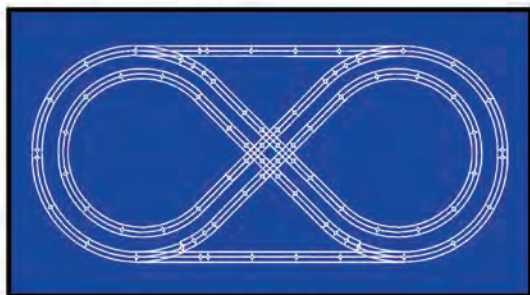
HO CODE 83/100: HO-7 THE JUNIOR PRETZEL

From Book #9: *Beginner's Guide to HO Model Railroad*

Minimum Table Size Required: 6' x 8'

Products Required: Straight sections, radius sections, Snap-Switches, rerailers, terminal sections, a crossing, bumpers, rail joiners and the necessary electrical components

Since it is built on an extended platform, there are many possibilities with the HO-7; such as longer runs, longer trains and more realistic operations.




O 3-RAIL: O-22 JANESVILLE JUNCTION

From Book: *Atlas O 3-Rail Layout Book*

Minimum Table Size Required: 5' x 10'

Products Required: 68 pieces of sectional track, 4 remote switches, 4 crossings, and the necessary electrical components, rail joiners, track screws and layout wire.

This layout connects two figure eights with a quadruple crossing so trains can travel in multiple directions. A simple, yet interesting layout, this track plan is great for the modeler who loves to see trains run.



O 2-RAIL: O-203 RARITAN & SOUTH SHORE

Minimum Table Size Required: 8' x 18'

Products Required: 112 pieces of sectional track, 9 turnouts, 1 crossing and the necessary electrical components, rail joiners and layout wire.

The Raritan & South Shore expands Layout O-202 to two ovals with a fully-interconnected figure eight. Trains can travel anywhere on the layout and Atlas O electrical components make wiring this layout a cinch!

Find all of Atlas' Layout Packages & MORE at shop.atlasrr.com!